



REPUBLIC OF THE PHILIPPINES  
 Department of Environment & Natural Resources  
**CONSOLIDATED Report of Income**  
 For the Quarter Ending December 31, 2013  
 (In Pesos)  
**Fund 101**

CLASSIFICATION/ SOURCES OF INCOME (1)	TOTAL				CUMULATIVE INCOME COLLECTIONS TO DATE (6)	CUMULATIVE INCOME DEPOSITED WITH BTR (7)	REMARKS  unremitted (8)
	ACTUAL INCOME COLLECTIONS FOR THE QUARTER						
	October (2)	November (3)	December (4)	TOTAL (5)=(2)+(3)+(4)			
<b>INCOME</b>							
<b>Tax Revenue</b>	<b>2,870,170.29</b>	<b>2,989,832.03</b>	<b>2,149,941.59</b>	<b>8,009,943.91</b>	<b>17,025,960.05</b>	<b>17,025,940.01</b>	<b>20.04</b>
Tax on Forest Products	2,867,927.14	2,984,072.03	2,124,993.15	7,976,992.32	16,774,058.67	16,774,038.63	20.04
Fines & Penalties-National Taxes	2,243.15	5,760.00	24,948.44	32,951.59	251,901.38	251,901.38	-
<b>General Income</b>	<b>22,634,410.89</b>	<b>22,388,999.35</b>	<b>22,084,681.84</b>	<b>67,108,092.08</b>	<b>269,731,459.07</b>	<b>269,320,090.69</b>	<b>411,368.38</b>
<b>Permits &amp; Licenses</b>	<b>380,178.74</b>	<b>386,068.09</b>	<b>(434,068.12)</b>	<b>332,178.71</b>	<b>20,549,612.23</b>	<b>20,547,912.23</b>	<b>1,700.00</b>
Franchising & Licensing Fees	22,632.85	37,555.05	39,153.70	99,341.60	476,117.84	476,117.84	-
Permit Fees	110,209.40	111,246.50	128,374.23	349,830.13	1,625,574.54	1,623,874.54	1,700.00
Registration Fees	231,730.69	208,834.74	392,963.93	833,529.36	4,669,018.35	4,669,018.35	-
Other Permits & Licenses	1,033.00	415.00	1,297.30	2,745.30	13,089,529.19	13,089,529.19	-
Fines & Penalties-Permits & License	14,572.80	28,016.80	(995,857.28)	(953,267.68)	689,372.31	689,372.31	-
<b>Service Income</b>	<b>1,567,583.25</b>	<b>5,706,171.26</b>	<b>4,115,905.77</b>	<b>11,389,660.28</b>	<b>54,603,557.28</b>	<b>54,589,651.28</b>	<b>13,906.00</b>
Clearance & Certification Fees	972,654.00	807,725.70	789,424.16	2,569,803.86	11,051,810.34	11,051,305.34	505.00
Processing Fees	27,914.00	21,124.00	25,952.00	74,990.00	292,208.00	289,058.00	3,150.00
Survey Fees	169,810.41	58,064.75	16,018.18	243,893.34	314,643.55	314,643.55	-
Appeal Fees	210.00	14,058.00	8,810.59	23,078.59	108,863.59	108,863.59	-
Inspection Fees	359,577.46	258,505.17	274,145.31	892,227.94	3,557,799.93	3,557,799.93	-
Other Service Income		4,496,000.61	2,967,218.40	7,463,219.01	38,428,959.19	38,418,708.19	10,251.00
Fines & Penalties-Service Income	37,417.38	50,693.03	34,337.13	122,447.54	849,272.68	849,272.68	-
<b>Business Income</b>	<b>16,664,154.27</b>	<b>13,417,654.18</b>	<b>15,415,679.56</b>	<b>45,497,488.01</b>	<b>148,003,039.18</b>	<b>148,003,039.18</b>	-
Income from Dormitory Operations	3,200.00	52,000.00	-	55,200.00	206,100.00	206,100.00	-
Income from Government Services	225,899.50	121,750.58	238,752.10	586,402.18	1,299,834.23	1,299,834.23	-
Rent Income	15,396,786.28	12,172,128.06	14,376,928.98	41,945,843.32	130,680,426.72	130,680,426.72	-
Pasture Rental	-	-	79,800.00	79,800.00	151,040.00	151,040.00	-
Sales Revenue	720,580.39	978,685.54	537,128.03	2,236,393.96	12,303,370.82	12,303,370.82	-
Other Business Income	315,688.10	92,090.00	183,070.45	590,848.55	3,325,763.66	3,325,763.66	-
Fines & Penalties-Business Income	2,000.00	1,000.00	-	3,000.00	36,503.75	36,503.75	-
<b>Other Income</b>	<b>4,022,494.63</b>	<b>2,879,105.82</b>	<b>2,987,164.63</b>	<b>9,888,765.08</b>	<b>46,386,017.12</b>	<b>46,026,503.90</b>	<b>359,513.22</b>
Miscellaneous Income	1,897,003.20	2,825,362.89	1,858,207.59	6,580,573.68	29,265,135.04	29,261,520.04	3,615.00
Other Fines & Penalties	21,043.73	5,252.10	26,485.72	52,781.55	314,433.98	314,433.98	-
Other Misc. Income	-	-	-	-	2,153,484.76	1,797,586.54	355,898.22
Share from National Wealth	22,468.00	20,294.50	1,067,990.63	1,110,753.13	1,288,228.68	1,288,228.68	-
Gain/Loss on Sale of Disposed Assets	2,016,499.99	-	-	2,016,499.99	8,814,404.59	8,814,404.59	-
Sale of Abandoned/Seized Goods & F	10,000.00	-	-	10,000.00	10,000.00	10,000.00	-
Insurance Income	-	-	-	-	-	-	-
Interest Income	55,479.71	28,196.33	34,480.69	118,156.73	4,540,330.07	4,540,330.07	-

CLASSIFICATION/ SOURCES OF INCOME '(1)	TOTAL ACTUAL INCOME COLLECTIONS FOR THE QUARTER				CUMULATIVE INCOME COLLECTIONS TO DATE (6)	CUMULATIVE INCOME DEPOSITED WITH BTR (7)	REMARKS unremitted (8)
	October (2)	November (3)	December (4)	TOTAL (5)=(2)+(3)+(4)			
	Prior Year Collection	-	-	-			
Undeposited Collection							
Permit Fee	-	-	-	-	4,500.00	1,350.00	3,150.00
Miscellaneous Income	-	-	-	-	31,010.65	31,010.65	-
Clearance & Certification Fee	-	-	-	-	-	-	-
Other Service Income	-	-	-	-	57,270.11	24,170.95	33,099.16
Fines & Penalties(Other Service Inc.	-	-	-	-	8,204.00	8,204.00	-
Rent Income	-	-	-	-	88,248.50	88,248.50	-
<b>TOTAL 101</b>	<b>25,504,581.18</b>	<b>25,378,831.38</b>	<b>24,234,623.43</b>	<b>75,118,035.99</b>	<b>286,757,419.12</b>	<b>286,346,030.70</b>	<b>411,388.42</b>

Note: 4% gov't share of KDC Upland Agro Forestry Project which was inadvertently entered to account code 609 under 3rd quarter Report July, 2013 by Region 10.

CERTIFIED CORRECT:

  
 DIÑA M. NILLOSAN  
 OIC Chief, Accounting Division  


CLASSIFICATION/ SOURCES OF INCOME (1)	Reg. 1 ACTUAL INCOME COLLECTIONS FOR THE QUARTER				CUMULATIVE INCOME COLLECTIONS TO DATE (6)	CUMULATIVE INCOME DEPOSITED WITH BTR (7)	EMARKS unremitted (8)	Reg. 2 ACTUAL INCOME COLLECTIONS FOR THE QUARTER				CUMULATIVE INCOME COLLECTIONS TO DATE (6)	CUMULATIVE INCOME DEPOSITED WITH BTR (7)	REMARKS unremitted (8)
	October (2)	November (3)	December (4)	TOTAL (5)=(2)+(3)+(4)				October (2)	November (3)	December (4)	TOTAL (5)=(2)+(3)+(4)			
<b>INCOME</b>														
<b>Tax Revenue</b>	-	-	-	-	-	-	-	267,671.50	-	11,820.00	279,491.50	382,171.50	382,171.50	-
Tax on Forest Products	-	-	-	-	-	-	-	267,671.50	-	11,820.00	279,491.50	382,171.50	382,171.50	-
Fines & Penalties-National Taxes	-	-	-	-	-	-	-	-	-	-	-	-	-	-
<b>General Income</b>	<b>7,988,377.88</b>	<b>2,259,012.48</b>	<b>1,420,205.61</b>	<b>11,667,595.97</b>	<b>21,366,741.24</b>	<b>21,366,741.24</b>	-	<b>248,313.23</b>	<b>232,916.53</b>	<b>1,040,531.03</b>	<b>1,521,760.79</b>	<b>3,795,911.18</b>	<b>3,792,296.18</b>	<b>3,615.00</b>
<b>Permits &amp; Licenses</b>	<b>18,360.00</b>	<b>24,260.00</b>	<b>5,100.00</b>	<b>47,720.00</b>	<b>243,947.50</b>	<b>243,947.50</b>	-	<b>26,284.40</b>	<b>15,287.50</b>	<b>4,500.00</b>	<b>46,071.90</b>	<b>170,785.38</b>	<b>170,785.38</b>	-
Franchising & Licensing Fees	-	-	-	-	-	-	-	-	-	-	-	-	-	-
Permit Fees	1,440.00	3,840.00	100.00	5,380.00	28,087.50	28,087.50	-	23,304.40	11,887.50	500.00	35,691.90	110,924.50	110,924.50	-
Registration Fees	16,920.00	18,420.00	5,000.00	40,340.00	208,180.00	208,180.00	-	2,980.00	3,400.00	4,000.00	10,380.00	57,960.00	57,960.00	-
Other Permits & Licenses	-	-	-	-	-	-	-	-	-	-	-	-	-	-
Fines & Penalties-Permits & License	-	2,000.00	-	2,000.00	7,680.00	7,680.00	-	-	-	-	-	1,900.88	1,900.88	-
<b>Service Income</b>	<b>289,694.63</b>	<b>343,887.98</b>	<b>236,254.96</b>	<b>869,837.57</b>	<b>3,589,341.17</b>	<b>3,589,341.17</b>	-	<b>45,489.00</b>	<b>44,969.00</b>	<b>43,129.00</b>	<b>133,587.00</b>	<b>598,411.93</b>	<b>598,411.93</b>	-
Clearance & Certification Fees	57,555.00	55,725.00	50,472.00	163,752.00	689,396.00	689,396.00	-	32,734.00	36,214.00	30,250.00	99,198.00	462,460.00	462,460.00	-
Processing Fees	-	-	-	-	-	-	-	-	-	-	-	-	-	-
Survey Fees	-	-	-	-	-	-	-	-	-	-	-	-	-	-
Appeal Fees	-	-	-	-	-	-	-	-	-	-	-	-	-	-
Inspection Fees	54,533.00	52,687.00	49,968.00	157,188.00	619,224.00	619,224.00	-	7,667.00	4,718.00	7,667.00	20,052.00	76,089.05	76,089.05	-
Other Service Income	166,507.63	217,979.98	117,878.96	502,366.57	2,011,195.79	2,011,195.79	-	5,088.00	4,037.00	5,212.00	14,337.00	59,862.88	59,862.88	-
Fines & Penalties-Service Income	11,099.00	17,496.00	17,936.00	46,531.00	269,525.38	269,525.38	-	-	-	-	-	-	-	-
<b>Business Income</b>	<b>7,503,532.42</b>	<b>1,807,955.60</b>	<b>1,130,932.12</b>	<b>10,442,420.14</b>	<b>16,549,380.65</b>	<b>16,549,380.65</b>	-	<b>63,000.00</b>	<b>47,540.00</b>	<b>856,212.00</b>	<b>966,752.00</b>	<b>1,654,480.60</b>	<b>1,654,480.60</b>	-
Income from Dormitory Operations	-	-	-	-	-	-	-	-	-	-	-	-	-	-
Income from Government Services	-	-	-	-	-	-	-	-	-	-	-	-	-	-
Rent Income	7,503,532.42	1,807,955.60	1,130,932.12	10,442,420.14	16,549,380.65	16,549,380.65	-	13,000.00	47,540.00	856,212.00	916,752.00	1,547,828.60	1,547,828.60	-
Pasture Rental	-	-	-	-	-	-	-	-	-	-	-	-	-	-
Sales Revenue	-	-	-	-	-	-	-	50,000	-	-	50,000.00	102,252.00	102,252.00	-
Other Business Income	-	-	-	-	-	-	-	-	-	-	-	-	-	-
Fines & Penalties-Business Income	-	-	-	-	-	-	-	-	-	-	-	4,400.00	4,400.00	-
<b>Other Income</b>	<b>176,790.83</b>	<b>82,908.90</b>	<b>47,918.53</b>	<b>307,618.26</b>	<b>948,514.02</b>	<b>948,514.02</b>	-	<b>113,539.83</b>	<b>125,120.03</b>	<b>136,690.03</b>	<b>375,349.89</b>	<b>1,372,233.27</b>	<b>1,368,618.27</b>	<b>3,615.00</b>
Miscellaneous Income	148,962.00	71,675.00	41,533.50	262,170.50	797,910.41	797,910.41	-	94,839.83	115,808.73	86,976.83	297,625.39	1,134,507.17	1,130,892.17	3,615.00
Other Fines & Penalties	-	-	-	-	-	-	-	300.00	111.30	-	411.30	5,512.90	5,512.90	-
Other Misc. Income	-	-	-	-	-	-	-	-	-	-	-	-	-	-
Share from National Wealth	-	-	-	-	-	-	-	18,400.00	9,200.00	49,713.20	77,313.20	232,213.20	232,213.20	-
Gain/Loss on Sale of Disposed Asset:	-	-	-	-	-	-	-	-	-	-	-	-	-	-
Sale of Abandoned/Seized Goods & F	-	-	-	-	-	-	-	-	-	-	-	-	-	-
Insurance Income	-	-	-	-	-	-	-	-	-	-	-	-	-	-
Interest Income	11,568.84	11,233.90	6,385.03	29,187.77	134,343.62	134,343.62	-	-	-	-	-	-	-	-
<b>Prior Year Collection</b>	-	-	-	-	<b>35,557.90</b>	<b>35,557.90</b>	-	-	-	-	-	-	-	-
<b>Undeposited Collection</b>	-	-	-	-	-	-	-	-	-	-	-	-	-	-
Permit Fee	-	-	-	-	-	-	-	-	-	-	-	-	-	-
Miscellaneous Income	-	-	-	-	5,382.95	5,382.95	-	-	-	-	-	-	-	-
Clearance & Certification Fee	-	-	-	-	-	-	-	-	-	-	-	-	-	-
Other Service Income	-	-	-	-	21,970.95	21,970.95	-	-	-	-	-	-	-	-
Fines & Penalties(Other Service Inc.	-	-	-	-	8,204.00	8,204.00	-	-	-	-	-	-	-	-
Rent Income	-	-	-	-	-	-	-	-	-	-	-	-	-	-
<b>TOTAL 101</b>	<b>7,988,377.88</b>	<b>2,259,012.48</b>	<b>1,420,205.61</b>	<b>11,667,595.97</b>	<b>21,366,741.24</b>	<b>21,366,741.24</b>	-	<b>515,984.73</b>	<b>232,916.53</b>	<b>1,052,351.03</b>	<b>1,801,252.29</b>	<b>4,178,082.68</b>	<b>4,174,467.68</b>	<b>3,615.00</b>



CLASSIFICATION/ SOURCES OF INCOME (1)	Reg. 3 ACTUAL INCOME COLLECTIONS FOR THE QUARTER				CUMULATIVE INCOME COLLECTIONS TO DATE (6)	CUMULATIVE INCOME DEPOSITED WITH BTR (7)	EMARKS (8)	Reg. 4-A ACTUAL INCOME COLLECTIONS FOR THE QUARTER				CUMULATIVE INCOME COLLECTIONS TO DATE (6)	CUMULATIVE INCOME DEPOSITED WITH BTR (7)	EMARKS (8)
	October (2)	November (3)	December (4)	TOTAL (5)=(2)+(3)+(4)				October (2)	November (3)	December (4)	TOTAL (5)=(2)+(3)+(4)			
<b>INCOME</b>														
<b>Tax Revenue</b>	<b>13,045.00</b>	<b>8,600.00</b>	<b>39,966.00</b>	<b>61,611.00</b>	<b>178,736.70</b>	<b>178,736.70</b>	-	-	-	-	-	-	-	-
Tax on Forest Products	13,045.00	8,600.00	39,966.00	61,611.00	178,736.70	178,736.70	-	-	-	-	-	-	-	-
Fines & Penalties-National Taxes	-	-	-	-	-	-	-	-	-	-	-	-	-	-
<b>General Income</b>	<b>856,350.31</b>	<b>6,474,681.44</b>	<b>5,528,586.01</b>	<b>12,859,617.76</b>	<b>26,743,200.93</b>	<b>26,743,200.93</b>	-	<b>698,880.05</b>	<b>968,433.35</b>	<b>1,244,433.76</b>	<b>2,911,747.16</b>	<b>23,222,605.53</b>	<b>23,222,605.53</b>	-
<b>Permits &amp; Licenses</b>	<b>31,730.00</b>	<b>30,776.00</b>	<b>31,060.00</b>	<b>93,566.00</b>	<b>340,536.00</b>	<b>340,536.00</b>	-	<b>27,820.69</b>	<b>35,126.74</b>	<b>27,165.18</b>	<b>90,112.61</b>	<b>1,886,704.20</b>	<b>1,886,704.20</b>	-
Franchising & Licensing Fees	-	-	-	-	-	-	-	-	-	-	-	-	-	-
Permit Fees	7,400.00	7,536.00	-	14,936.00	25,596.00	25,596.00	3,760.00	12,930.00	5,080.00	21,770.00	128,563.00	128,563.00	128,563.00	-
Registration Fees	24,330.00	23,240.00	31,060.00	78,630.00	314,940.00	314,940.00	24,060.69	21,196.74	22,085.18	67,342.61	1,756,141.20	1,756,141.20	1,756,141.20	-
Other Permits & Licenses	-	-	-	-	-	-	-	-	-	-	-	-	-	-
Fines & Penalties-Permits & License	-	-	-	-	-	-	-	1,000.00	-	1,000.00	2,000.00	2,000.00	2,000.00	-
<b>Service Income</b>	<b>113,914.90</b>	<b>105,894.00</b>	<b>147,361.00</b>	<b>367,169.90</b>	<b>1,413,167.95</b>	<b>1,413,167.95</b>	-	<b>420,873.71</b>	<b>349,547.71</b>	<b>824,858.38</b>	<b>1,595,279.80</b>	<b>4,892,204.42</b>	<b>4,892,204.42</b>	-
Clearance & Certification Fees	71,107.00	74,027.00	85,157.00	230,291.00	922,162.45	922,162.45	162,488.00	134,423.00	120,125.40	417,036.40	1,678,147.40	1,678,147.40	1,678,147.40	-
Processing Fees	-	-	-	-	-	-	3,650.00	6,750.00	7,950.00	18,350.00	63,042.00	63,042.00	63,042.00	-
Survey Fees	-	-	-	-	-	-	-	-	-	-	-	-	-	-
Appeal Fees	-	-	-	-	-	-	-	-	-	-	-	-	-	-
Inspection Fees	29,710.00	19,615.00	39,751.00	89,076.00	356,560.00	356,560.00	29,218.00	20,199.00	22,836.00	72,253.00	320,081.48	320,081.48	320,081.48	-
Other Service Income	13,097.90	12,252.00	22,453.00	47,802.90	134,445.50	134,445.50	201,612.52	174,770.80	666,241.50	1,042,624.82	2,668,691.46	2,668,691.46	2,668,691.46	-
Fines & Penalties-Service Income	-	-	-	-	-	-	23,905.19	13,404.91	7,705.48	45,015.58	162,242.08	162,242.08	162,242.08	-
<b>Business Income</b>	<b>-</b>	<b>5,723,352.00</b>	<b>4,921,062.63</b>	<b>10,644,414.63</b>	<b>16,151,288.44</b>	<b>16,151,288.44</b>	-	<b>167,897.50</b>	<b>446,835.60</b>	<b>303,848.26</b>	<b>918,581.36</b>	<b>15,233,978.60</b>	<b>15,233,978.60</b>	-
Income from Dormitory Operations	-	-	-	-	-	-	-	-	-	-	-	-	-	-
Income from Government Services	-	-	-	-	-	-	-	-	-	-	-	-	-	-
Rent Income	-	5,723,352.00	4,921,062.63	10,644,414.63	15,943,551.04	15,943,551.04	167,897.50	446,835.60	303,848.26	918,581.36	13,836,636.10	13,836,636.10	13,836,636.10	-
Pasture Rental	-	-	-	-	-	-	-	-	-	-	-	-	-	-
Sales Revenue	-	-	-	-	207,737.40	207,737.40	-	-	-	-	1,397,342.50	1,397,342.50	1,397,342.50	-
Other Business Income	-	-	-	-	-	-	-	-	-	-	-	-	-	-
Fines & Penalties-Business Income	-	-	-	-	-	-	-	-	-	-	-	-	-	-
<b>Other Income</b>	<b>710,705.41</b>	<b>614,659.44</b>	<b>429,102.38</b>	<b>1,754,467.23</b>	<b>8,838,208.54</b>	<b>8,838,208.54</b>	-	<b>82,288.15</b>	<b>136,923.30</b>	<b>88,561.94</b>	<b>307,773.39</b>	<b>1,209,718.31</b>	<b>1,209,718.31</b>	-
Miscellaneous Income	710,705.41	614,380.44	429,102.38	1,754,188.23	8,819,433.74	8,819,433.74	82,288.15	136,009.75	87,322.09	305,619.99	1,207,564.91	1,207,564.91	1,207,564.91	-
Other Fines & Penalties	-	-	-	-	-	-	-	-	-	-	-	-	-	-
Other Misc. Income	-	-	-	-	-	-	-	-	-	-	-	-	-	-
Share from National Wealth	-	-	-	-	-	-	-	-	-	-	-	-	-	-
Gain/Loss on Sale of Disposed Asset:	-	-	-	-	960.00	960.00	-	-	-	-	-	-	-	-
Sale of Abandoned/Seized Goods & f	-	-	-	-	-	-	-	-	-	-	-	-	-	-
Insurance Income	-	-	-	-	-	-	-	-	-	-	-	-	-	-
Interest Income	-	279.00	-	279.00	17,814.80	17,814.80	-	913.55	1,239.85	2,153.40	2,153.40	2,153.40	2,153.40	-
<b>Prior Year Collection</b>	<b>-</b>	<b>-</b>	<b>-</b>	<b>-</b>	<b>-</b>	<b>-</b>	<b>-</b>	<b>-</b>	<b>-</b>	<b>-</b>	<b>-</b>	<b>-</b>	<b>-</b>	<b>-</b>
<b>Undeposited Collection</b>	<b>-</b>	<b>-</b>	<b>-</b>	<b>-</b>	<b>-</b>	<b>-</b>	<b>-</b>	<b>-</b>	<b>-</b>	<b>-</b>	<b>-</b>	<b>-</b>	<b>-</b>	<b>-</b>
Permit Fee	-	-	-	-	-	-	-	-	-	-	-	-	-	-
Miscellaneous Income	-	-	-	-	-	-	-	-	-	-	-	-	-	-
Clearance & Certification Fee	-	-	-	-	-	-	-	-	-	-	-	-	-	-
Other Service Income	-	-	-	-	-	-	-	-	-	-	-	-	-	-
Fines & Penalties(Other Service Inc.	-	-	-	-	-	-	-	-	-	-	-	-	-	-
Rent Income	-	-	-	-	-	-	-	-	-	-	-	-	-	-
<b>TOTAL 101</b>	<b>869,395.31</b>	<b>6,483,281.44</b>	<b>5,568,552.01</b>	<b>12,921,228.76</b>	<b>26,921,937.63</b>	<b>26,921,937.63</b>	<b>-</b>	<b>698,880.05</b>	<b>968,433.35</b>	<b>1,244,433.76</b>	<b>2,911,747.16</b>	<b>23,222,605.53</b>	<b>23,222,605.53</b>	<b>-</b>

CLASSIFICATION/ SOURCES OF INCOME (1)	s Reg. 4-b ACTUAL INCOME COLLECTIONS FOR THE QUARTER				CUMULATIVE INCOME COLLECTIONS TO DATE (6)	CUMULATIVE INCOME DEPOSITED WITH BTR (7)	EMARKS unremitted (8)	Reg. 5 ACTUAL INCOME COLLECTIONS FOR THE QUARTER				CUMULATIVE INCOME COLLECTIONS TO DATE (6)	CUMULATIVE INCOME DEPOSITED WITH BTR (7)	REMARKS unremitted (8)
	October (2)	November (3)	December (4)	TOTAL (5)=(2)+(3)+(4)				October (2)	November (3)	December (4)	TOTAL (5)=(2)+(3)+(4)			
<b>INCOME</b>														
<b>Tax Revenue</b>	<b>375,573.57</b>	<b>294,658.50</b>	<b>850.00</b>	<b>671,082.07</b>	<b>2,430,128.72</b>	<b>2,430,128.72</b>	-	<b>52,840.00</b>	-	<b>753.95</b>	<b>53,593.95</b>	<b>146,351.95</b>	<b>146,351.95</b>	-
Tax on Forest Products	375,573.57	294,658.50	850.00	671,082.07	2,430,128.72	2,430,128.72	-	52,840.00	-	753.95	53,593.95	146,351.95	146,351.95	-
Fines & Penalties-National Taxes														
<b>General Income</b>	<b>207,674.08</b>	<b>816,250.46</b>	<b>688,376.93</b>	<b>1,712,301.47</b>	<b>8,330,911.61</b>	<b>8,330,911.61</b>	-	<b>242,653.89</b>	<b>1,690,857.30</b>	<b>179,764.67</b>	<b>2,113,275.86</b>	<b>6,286,113.00</b>	<b>6,282,963.00</b>	<b>3,150.00</b>
<b>Permits &amp; Licenses</b>	<b>14,900.00</b>	<b>28,345.00</b>	<b>33,433.70</b>	<b>76,678.70</b>	<b>493,490.58</b>	<b>493,490.58</b>	-	<b>9,530.00</b>	<b>7,930.00</b>	<b>2,760.00</b>	<b>20,220.00</b>	<b>84,530.00</b>	<b>84,530.00</b>	-
Franchising & Licensing Fees			8,203.70	8,203.70	23,703.70	23,703.70	-	400.00	-	200.00	600.00	1,200.00	1,200.00	-
Permit Fees	2,650.00	23,649.00	15,250.00	41,549.00	333,267.30	333,267.30	-	4,580.00	3,100.00	1,080.00	8,760.00	33,070.00	33,070.00	-
Registration Fees	12,250.00	4,616.00	8,100.00	24,966.00	125,586.00	125,586.00	-	4,550.00	4,830.00	1,480.00	10,860.00	50,260.00	50,260.00	-
Other Permits & Licenses														
Fines & Penalties-Permits & License	-	80.00	1,880.00	1,960.00	10,933.58	10,933.58	-							
<b>Service Income</b>	<b>123,117.04</b>	<b>157,789.66</b>	<b>38,117.54</b>	<b>319,024.24</b>	<b>1,486,694.30</b>	<b>1,486,694.30</b>	-	<b>163,142.44</b>	<b>822,505.43</b>	<b>108,100.90</b>	<b>1,093,748.77</b>	<b>2,104,930.21</b>	<b>2,104,930.21</b>	-
Clearance & Certification Fees	35,025.00	48,660.75	23,190.00	106,875.75	427,770.00	427,770.00	-	38,866.00	28,300.00	32,305.00	99,471.00	390,080.00	390,080.00	-
Processing Fees	200.00	150.00	100.00	450.00	33,620.00	33,620.00	-	10,864.00	8,424.00	12,602.00	31,890.00	88,140.00	88,140.00	-
Survey Fees	2,143.36	12,860.10	1,668.18	16,671.64	16,671.64	16,671.64	-							
Appeal Fees		500.00	-	500.00	1,000.00	1,000.00	-							
Inspection Fees	50,270.00	21,324.00	6,216.00	77,810.00	373,632.00	373,632.00	-	31,240.00	14,475.00	16,774.00	62,489.00	191,919.90	191,919.90	-
Other Service Income	35,125.93	57,319.69	6,943.36	99,388.98	578,315.88	578,315.88	-	80,112.00	768,489.43	37,724.25	886,325.68	1,387,234.31	1,387,234.31	-
Fines & Penalties-Service Income	352.75	16,975.12	-	17,327.87	55,684.78	55,684.78	-	2,060.44	2,817.00	8,695.65	13,573.09	47,556.00	47,556.00	-
<b>Business Income</b>	<b>41,890.00</b>	<b>223,419.50</b>	<b>597,790.00</b>	<b>863,099.50</b>	<b>3,700,183.51</b>	<b>3,700,183.51</b>	-	-	-	-	-	-	-	-
Income from Dormitory Operations														
Income from Government Services														
Rent Income	41,890.00	223,419.50	517,990.00	783,299.50	3,549,143.51	3,549,143.51	-							
Pasture Rental	-	-	79,800.00	79,800.00	151,040.00	151,040.00	-							
Sales Revenue														
Other Business Income														
Fines & Penalties-Business Income														
<b>Other Income</b>	<b>27,767.04</b>	<b>406,696.30</b>	<b>19,035.69</b>	<b>453,499.03</b>	<b>2,650,543.22</b>	<b>2,650,543.22</b>	-	<b>69,981.45</b>	<b>860,421.87</b>	<b>68,903.77</b>	<b>999,307.09</b>	<b>4,092,152.79</b>	<b>4,092,152.79</b>	-
Miscellaneous Income	22,589.42	404,695.33	14,629.00	441,913.75	2,558,044.17	2,558,044.17	-	68,853.24	854,947.91	67,481.71	991,282.86	4,063,262.78	4,063,262.78	-
Other Fines & Penalties														
Other Misc. Income														
Share from National Wealth														
Gain/Loss on Sale of Disposed Asset:					42,000.00	42,000.00	-							
Sale of Abandoned/Seized Goods & f														
Insurance Income														
Interest Income	5,177.62	2,000.97	4,406.69	11,585.28	50,499.05	50,499.05	-	1,128.21	5,473.96	1,422.06	8,024.23	28,890.01	28,890.01	-
<b>Prior Year Collection</b>	-	-	-	-	-	-	-	-	-	-	-	<b>4,500.00</b>	<b>1,350.00</b>	<b>3,150.00</b>
<b>Undeposited Collection</b>														
Permit Fee												4,500.00	1,350.00	3,150.00
Miscellaneous Income														
Clearance & Certification Fee														
Other Service Income														
Fines & Penalties(Other Service Inc.														
Rent Income														
<b>TOTAL 101</b>	<b>583,247.65</b>	<b>1,110,908.96</b>	<b>689,226.93</b>	<b>2,383,383.54</b>	<b>10,761,040.33</b>	<b>10,761,040.33</b>	-	<b>295,493.89</b>	<b>1,690,857.30</b>	<b>180,518.62</b>	<b>2,166,869.81</b>	<b>6,432,464.95</b>	<b>6,429,314.95</b>	<b>3,150.00</b>



CLASSIFICATION/ SOURCES OF INCOME (1)	Reg. 6				CUMULATIVE INCOME COLLECTIONS TO DATE (6)	CUMULATIVE INCOME DEPOSITED WITH BTR (7)	REMARKS unremitted (8)	Reg. 7				CUMULATIVE INCOME COLLECTIONS TO DATE (6)	CUMULATIVE INCOME DEPOSITED WITH BTR (7)	EMARI unrem (8)
	ACTUAL INCOME COLLECTIONS FOR THE QUARTER							ACTUAL INCOME COLLECTIONS FOR THE QUARTER						
	October (2)	November (3)	December (4)	TOTAL (5)=(2)+(3)+(4)				October (2)	November (3)	December (4)	TOTAL (5)=(2)+(3)+(4)			
<b>INCOME</b>														
<b>Tax Revenue</b>	<b>1,000.00</b>	-	-	<b>1,000.00</b>	<b>5,627.81</b>	<b>5,627.81</b>	-	<b>1,720.00</b>	<b>5,760.00</b>	<b>24,948.44</b>	<b>32,428.44</b>	<b>207,736.36</b>	<b>207,736.36</b>	-
Tax on Forest Products	1,000.00	-	-	1,000.00	5,627.81	5,627.81	-	-	-	-	-	-	-	-
Fines & Penalties-National Taxes	-	-	-	-	-	-	-	1,720.00	5,760.00	24,948.44	32,428.44	207,736.36	207,736.36	-
<b>General Income</b>	<b>4,806,240.49</b>	<b>879,138.14</b>	<b>943,147.27</b>	<b>6,628,525.90</b>	<b>34,324,107.84</b>	<b>34,312,858.84</b>	<b>11,249.00</b>	<b>2,673,184.11</b>	<b>2,361,057.95</b>	<b>2,549,207.82</b>	<b>7,583,449.88</b>	<b>23,948,723.05</b>	<b>23,948,723.05</b>	-
<b>Permits &amp; Licenses</b>	<b>26,244.75</b>	<b>30,642.25</b>	<b>183,788.90</b>	<b>240,675.90</b>	<b>13,533,892.49</b>	<b>13,532,792.49</b>	<b>1,100.00</b>	<b>47,295.00</b>	<b>34,651.00</b>	<b>63,509.00</b>	<b>145,455.00</b>	<b>774,213.00</b>	<b>774,213.00</b>	-
Franchising & Licensing Fees	-	-	-	-	-	-	-	-	-	-	-	-	-	-
Permit Fees	1,550.00	2,500.00	6,100.00	10,150.00	53,700.00	52,600.00	1,100.00	11,095.00	7,381.00	15,919.00	34,395.00	214,778.00	214,778.00	-
Registration Fees	23,440.00	28,000.00	176,460.00	227,900.00	435,690.00	435,690.00	-	36,200.00	27,270.00	47,590.00	111,060.00	559,435.00	559,435.00	-
Other Permits & Licenses	-	-	-	-	13,028,210.73	13,028,210.73	-	-	-	-	-	-	-	-
Fines & Penalties-Permits & License	1,254.75	142.25	1,228.90	2,625.90	16,291.76	16,291.76	-	-	-	-	-	-	-	-
<b>Service Income</b>	<b>223,006.40</b>	<b>253,687.16</b>	<b>231,772.81</b>	<b>708,466.37</b>	<b>10,697,935.81</b>	<b>10,687,786.81</b>	<b>10,149.00</b>	<b>189,304.35</b>	<b>134,006.10</b>	<b>138,564.51</b>	<b>461,874.96</b>	<b>2,096,139.64</b>	<b>2,096,139.64</b>	-
Clearance & Certification Fees	74,245.00	59,471.00	58,290.00	192,006.00	1,047,466.33	1,047,441.33	25.00	147,712.00	107,699.95	109,068.80	364,480.75	1,690,954.90	1,690,954.90	-
Processing Fees	-	-	-	-	-	-	-	-	-	-	-	-	-	-
Survey Fees	-	-	-	-	-	-	-	-	-	-	-	-	-	-
Appeal Fees	-	-	-	-	-	-	-	-	-	-	-	-	-	-
Inspection Fees	3,270.00	22,797.00	4,491.00	30,558.00	98,366.50	98,366.50	-	41,592.35	26,306.15	29,495.71	97,394.21	405,184.74	405,184.74	-
Other Service Income	145,491.40	171,419.16	168,991.81	485,902.37	9,552,102.98	9,541,978.98	10,124.00	-	-	-	-	-	-	-
Fines & Penalties-Service Income	-	-	-	-	-	-	-	-	-	-	-	-	-	-
<b>Business Income</b>	<b>4,548,656.84</b>	<b>569,291.08</b>	<b>467,989.96</b>	<b>5,585,937.88</b>	<b>9,415,972.60</b>	<b>9,415,972.60</b>	-	<b>252,874.85</b>	<b>2,076,142.77</b>	<b>2,209,416.28</b>	<b>4,538,433.90</b>	<b>9,445,426.84</b>	<b>9,445,426.84</b>	-
Income from Dormitory Operations	-	-	-	-	-	-	-	-	-	-	-	-	-	-
Income from Government Services	-	-	-	-	-	-	-	36,566.70	29,840.25	36,495.10	102,902.05	598,416.23	598,416.23	-
Rent Income	4,512,872.84	46,342.90	336,957.15	4,896,172.89	6,279,532.64	6,279,532.64	-	214,308.15	2,045,302.52	2,172,921.18	4,432,531.85	8,818,806.85	8,818,806.85	-
Pasture Rental	-	-	-	-	-	-	-	-	-	-	-	-	-	-
Sales Revenue	35,784.00	522,948.18	131,032.81	689,764.99	3,136,439.96	3,136,439.96	-	-	-	-	-	-	-	-
Other Business Income	-	-	-	-	-	-	-	-	-	-	-	-	-	-
Fines & Penalties-Business Income	-	-	-	-	-	-	-	2,000.00	1,000.00	-	3,000.00	28,203.76	28,203.76	-
<b>Other Income</b>	<b>8,332.50</b>	<b>25,517.65</b>	<b>59,595.60</b>	<b>93,445.75</b>	<b>676,306.94</b>	<b>676,306.94</b>	-	<b>2,183,709.91</b>	<b>116,258.08</b>	<b>137,718.03</b>	<b>2,437,686.02</b>	<b>11,544,695.07</b>	<b>11,544,695.07</b>	-
Miscellaneous Income	5,830.00	22,911.70	55,740.00	84,481.70	624,226.83	624,226.83	-	183,469.91	116,258.08	137,718.03	437,446.02	2,789,382.47	2,789,382.47	-
Other Fines & Penalties	-	-	-	-	378.99	378.99	-	-	-	-	-	-	-	-
Other Misc. Income	-	-	-	-	-	-	-	-	-	-	-	-	-	-
Share from National Wealth	-	-	-	-	-	-	-	-	-	-	-	-	-	-
Gain/Loss on Sale of Disposed Asset:	-	-	-	-	-	-	-	2,000,240.00	-	-	2,000,240.00	8,755,184.60	8,755,184.60	-
Sale of Abandoned/Seized Goods & F	-	-	-	-	-	-	-	-	-	-	-	-	-	-
Insurance Income	-	-	-	-	-	-	-	-	-	-	-	-	-	-
Interest Income	2,502.50	2,605.95	3,855.60	8,964.05	51,701.12	51,701.12	-	-	-	-	-	128.00	128.00	-
<b>Prior Year Collection</b>	-	-	-	-	-	-	-	-	-	-	-	<b>88,248.50</b>	<b>88,248.50</b>	-
<b>Undeposited Collection</b>	-	-	-	-	-	-	-	-	-	-	-	-	-	-
Permit Fee	-	-	-	-	-	-	-	-	-	-	-	-	-	-
Miscellaneous Income	-	-	-	-	-	-	-	-	-	-	-	-	-	-
Clearance & Certification Fee	-	-	-	-	-	-	-	-	-	-	-	-	-	-
Other Service Income	-	-	-	-	-	-	-	-	-	-	-	-	-	-
Fines & Penalties(Other Service Inc.	-	-	-	-	-	-	-	-	-	-	-	-	-	-
Rent Income	-	-	-	-	-	-	-	-	-	-	-	88,248.50	88,248.50	-
<b>TOTAL 101</b>	<b>4,807,240.49</b>	<b>879,138.14</b>	<b>943,147.27</b>	<b>6,629,525.90</b>	<b>34,329,735.65</b>	<b>34,318,486.65</b>	<b>11,249.00</b>	<b>2,674,904.11</b>	<b>2,366,817.95</b>	<b>2,574,156.26</b>	<b>7,615,878.32</b>	<b>24,156,459.41</b>	<b>24,156,459.41</b>	-

CLASSIFICATION/ SOURCES OF INCOME (1)	Reg. 8				CUMULATIVE INCOME COLLECTIONS TO DATE (6)	CUMULATIVE INCOME DEPOSITED WITH BTR (7)	EMARKS unremitted (8)	Reg. 9				CUMULATIVE INCOME COLLECTIONS TO DATE (6)	CUMULATIVE INCOME DEPOSITED WITH BTR (7)	EMARKS (8)
	ACTUAL INCOME COLLECTIONS FOR THE QUARTER							ACTUAL INCOME COLLECTIONS FOR THE QUARTER						
	October (2)	November (3)	December (4)	TOTAL (5)=(2)+(3)+(4)				October (2)	November (3)	December (4)	TOTAL (5)=(2)+(3)+(4)			
<b>INCOME</b>														
<b>Tax Revenue</b>	<b>42,262.85</b>	<b>17,470.00</b>	<b>155,603.35</b>	<b>215,336.20</b>	<b>727,663.29</b>	<b>727,663.29</b>	-	<b>1,477,007.41</b>	<b>2,318,979.36</b>	<b>1,632,698.62</b>	<b>5,428,685.39</b>	<b>6,135,190.11</b>	<b>6,135,190.11</b>	-
Tax on Forest Products	42,262.85	17,470.00	155,603.35	215,336.20	727,663.29	727,663.29	-	1,477,007.41	2,318,979.36	1,632,698.62	5,428,685.39	6,135,190.11	6,135,190.11	-
Fines & Penalties-National Taxes	-	-	-	-	-	-	-	-	-	-	-	-	-	-
<b>General Income</b>	<b>571,095.33</b>	<b>261,351.75</b>	<b>762,678.27</b>	<b>1,595,125.35</b>	<b>7,931,028.86</b>	<b>7,931,028.86</b>	-	<b>491,090.81</b>	<b>272,809.23</b>	<b>359,795.20</b>	<b>1,123,695.24</b>	<b>2,442,368.27</b>	<b>2,442,368.27</b>	-
<b>Permits &amp; Licenses</b>	<b>27,880.05</b>	<b>8,081.55</b>	<b>26,204.25</b>	<b>62,165.85</b>	<b>454,873.25</b>	<b>454,873.25</b>	-	<b>8,960.00</b>	<b>14,582.00</b>	<b>27,490.00</b>	<b>51,032.00</b>	<b>163,037.00</b>	<b>163,037.00</b>	-
Franchising & Licensing Fees	4,412.00	300.00	1,000.00	5,712.00	41,448.70	41,448.70	-	1,400.00	1,782.00	6,750.00	9,932.00	37,312.00	37,312.00	-
Permit Fees	2,350.00	2,487.00	560.00	5,397.00	44,518.00	44,518.00	-	1,600.00	1,600.00	2,700.00	5,900.00	11,700.00	11,700.00	-
Registration Fees	13,800.00	2,500.00	18,275.00	34,575.00	158,440.00	158,440.00	-	5,960.00	11,200.00	18,040.00	35,200.00	114,025.00	114,025.00	-
Other Permits & Licenses	-	-	-	-	-	-	-	-	-	-	-	-	-	-
Fines & Penalties-Permits & License	7,318.05	2,794.55	6,369.25	16,481.85	210,466.55	210,466.55	-	-	-	-	-	-	-	-
<b>Service Income</b>	<b>230,550.15</b>	<b>45,669.75</b>	<b>381,743.15</b>	<b>657,963.05</b>	<b>3,281,853.75</b>	<b>3,281,853.75</b>	-	<b>52,953.89</b>	<b>43,934.00</b>	<b>39,529.20</b>	<b>136,417.09</b>	<b>573,109.59</b>	<b>573,109.59</b>	-
Clearance & Certification Fees	19,135.00	5,665.00	20,780.86	45,580.86	329,165.86	329,165.86	-	26,785.00	26,840.00	22,596.00	76,221.00	284,611.00	284,611.00	-
Processing Fees	-	-	-	-	-	-	-	-	-	-	-	-	-	-
Survey Fees	-	-	-	-	-	-	-	-	-	-	-	-	-	-
Appeal Fees	-	-	-	-	-	-	-	-	-	-	-	-	-	-
Inspection Fees	5,150.00	360.00	4,100.00	9,610.00	59,865.00	59,865.00	-	3,843.89	820.00	2,162.20	6,826.09	39,090.38	39,090.38	-
Other Service Income	206,265.15	39,644.75	356,862.29	602,772.19	2,892,822.89	2,892,822.89	-	22,325.00	16,274.00	14,771.00	53,370.00	249,408.21	249,408.21	-
Fines & Penalties-Service Income	-	-	-	-	-	-	-	-	-	-	-	-	-	-
<b>Business Income</b>	<b>271,918.96</b>	<b>201,929.45</b>	<b>338,922.83</b>	<b>812,771.24</b>	<b>3,410,860.98</b>	<b>3,410,860.98</b>	-	<b>1,680.00</b>	<b>126,430.88</b>	<b>-</b>	<b>128,110.88</b>	<b>148,670.88</b>	<b>148,670.88</b>	-
Income from Dormitory Operations	-	-	-	-	-	-	-	-	-	-	-	-	-	-
Income from Government Services	-	-	-	-	-	-	-	-	-	-	-	-	-	-
Rent Income	192,630.96	201,929.45	213,616.83	608,177.24	3,112,952.23	3,112,952.23	-	1,680.00	126,430.88	-	128,110.88	130,670.88	130,670.88	-
Pasture Rental	-	-	-	-	-	-	-	-	-	-	-	-	-	-
Sales Revenue	79,288.00	-	125,306.00	204,594.00	297,908.75	297,908.75	-	-	-	-	-	18,000.00	18,000.00	-
Other Business Income	-	-	-	-	-	-	-	-	-	-	-	-	-	-
Fines & Penalties-Business Income	-	-	-	-	-	-	-	-	-	-	-	-	-	-
<b>Other Income</b>	<b>40,746.17</b>	<b>5,671.00</b>	<b>15,808.04</b>	<b>62,225.21</b>	<b>783,440.88</b>	<b>783,440.88</b>	-	<b>427,496.92</b>	<b>87,862.35</b>	<b>292,776.00</b>	<b>808,135.27</b>	<b>1,557,550.80</b>	<b>1,557,550.80</b>	-
Miscellaneous Income	10,675.00	5,671.00	460.00	16,806.00	241,352.09	241,352.09	-	423,844.47	87,862.35	292,776.00	804,482.82	1,549,441.12	1,549,441.12	-
Other Fines & Penalties	-	-	-	-	-	-	-	-	-	-	-	-	-	-
Other Misc. Income	-	-	-	-	-	-	-	-	-	-	-	-	-	-
Share from National Wealth	-	-	-	-	-	-	-	-	-	-	-	-	-	-
Gain/Loss on Sale of Disposed Asset:	-	-	-	-	-	-	-	-	-	-	-	-	-	-
Sale of Abandoned/Seized Goods & f	-	-	-	-	-	-	-	-	-	-	-	-	-	-
Insurance Income	-	-	-	-	-	-	-	-	-	-	-	-	-	-
Interest Income	30,071.17	-	15,348.04	45,419.21	542,088.79	542,088.79	-	3,652.45	-	-	3,652.45	8,109.68	8,109.68	-
<b>Prior Year Collection</b>	<b>-</b>	<b>-</b>	<b>-</b>	<b>-</b>	<b>-</b>	<b>-</b>	<b>-</b>	<b>-</b>	<b>-</b>	<b>-</b>	<b>-</b>	<b>-</b>	<b>-</b>	<b>-</b>
<b>Undeposited Collection</b>	<b>-</b>	<b>-</b>	<b>-</b>	<b>-</b>	<b>-</b>	<b>-</b>	<b>-</b>	<b>-</b>	<b>-</b>	<b>-</b>	<b>-</b>	<b>-</b>	<b>-</b>	<b>-</b>
Permit Fee	-	-	-	-	-	-	-	-	-	-	-	-	-	-
Miscellaneous Income	-	-	-	-	-	-	-	-	-	-	-	-	-	-
Clearance & Certification Fee	-	-	-	-	-	-	-	-	-	-	-	-	-	-
Other Service Income	-	-	-	-	-	-	-	-	-	-	-	-	-	-
Fines & Penalties(Other Service Inc.	-	-	-	-	-	-	-	-	-	-	-	-	-	-
Rent Income	-	-	-	-	-	-	-	-	-	-	-	-	-	-
<b>TOTAL 101</b>	<b>613,358.18</b>	<b>278,821.75</b>	<b>918,281.62</b>	<b>1,810,461.55</b>	<b>8,658,692.15</b>	<b>8,658,692.15</b>	<b>-</b>	<b>1,968,098.22</b>	<b>2,591,788.59</b>	<b>1,992,493.82</b>	<b>6,552,380.63</b>	<b>8,577,558.38</b>	<b>8,577,558.38</b>	<b>-</b>



CLASSIFICATION/ SOURCES OF INCOME (1)	Reg. 10 ACTUAL INCOME COLLECTIONS FOR THE QUARTER				CUMULATIVE INCOME COLLECTIONS TO DATE (6)	CUMULATIVE INCOME DEPOSITED WITH BTR (7)	REMARKS unremitted (8)	Reg. 11 ACTUAL INCOME COLLECTIONS FOR THE QUARTER				CUMULATIVE INCOME COLLECTIONS TO DATE (6)	CUMULATIVE INCOME DEPOSITED WITH BTR (7)	EMARK unremitted (8)
	October (2)	November (3)	December (4)	TOTAL (5)=(2)+(3)+(4)				October (2)	November (3)	December (4)	TOTAL (5)=(2)+(3)+(4)			
<b>INCOME</b>														
<b>Tax Revenue</b>	<b>15,200.00</b>	<b>-</b>	<b>13,200.00</b>	<b>28,400.00</b>	<b>112,725.61</b>	<b>112,725.61</b>	<b>-</b>	<b>25,699.68</b>	<b>13,250.00</b>	<b>34,361.50</b>	<b>73,311.18</b>	<b>210,625.61</b>	<b>210,625.61</b>	<b>-</b>
Tax on Forest Products	15,200.00	-	13,200.00	28,400.00	112,725.61	112,725.61	-	25,699.68	13,250.00	34,361.50	73,311.18	210,625.61	210,625.61	-
Fines & Penalties-National Taxes	-	-	-	-	-	-	-	-	-	-	-	-	-	-
<b>General Income</b>	<b>2,441,854.53</b>	<b>2,992,625.72</b>	<b>983,866.33</b>	<b>6,418,346.58</b>	<b>19,267,750.56</b>	<b>19,267,163.56</b>	<b>587.00</b>	<b>2,586,877.79</b>	<b>1,689,645.84</b>	<b>2,699,201.18</b>	<b>6,975,724.81</b>	<b>39,864,529.89</b>	<b>39,864,529.89</b>	<b>-</b>
<b>Permits &amp; Licenses</b>	<b>49,900.00</b>	<b>58,748.00</b>	<b>(937,562.20)</b>	<b>(828,914.20)</b>	<b>1,093,345.67</b>	<b>1,093,345.67</b>	<b>-</b>	<b>19,410.00</b>	<b>29,020.00</b>	<b>21,630.00</b>	<b>70,060.00</b>	<b>248,280.00</b>	<b>248,280.00</b>	<b>-</b>
Franchising & Licensing Fees	-	1,200.00	-	1,200.00	59,300.00	59,300.00	-	-	-	-	-	-	-	-
Permit Fees	31,100.00	22,436.00	54,463.23	107,999.23	253,624.73	253,624.73	-	8,730.00	2,300.00	15,450.00	26,480.00	100,440.00	100,440.00	-
Registration Fees	18,800.00	16,112.00	19,310.00	54,222.00	376,749.40	376,749.40	-	10,680.00	26,720.00	6,180.00	43,580.00	147,840.00	147,840.00	-
Other Permits & Licenses	-	-	-	-	572.00	572.00	-	-	-	-	-	-	-	-
Fines & Penalties-Permits & License	-	19,000.00	(1,011,335.43)	(992,335.43)	403,099.54	403,099.54	-	-	-	-	-	-	-	-
<b>Service Income</b>	<b>1,427,097.88</b>	<b>2,611,927.35</b>	<b>815,353.21</b>	<b>4,854,378.44</b>	<b>12,371,788.01</b>	<b>12,371,201.01</b>	<b>587.00</b>	<b>426,690.06</b>	<b>290,093.39</b>	<b>357,844.96</b>	<b>1,074,628.41</b>	<b>4,700,583.93</b>	<b>4,700,583.93</b>	<b>-</b>
Clearance & Certification Fees	136,851.00	76,285.00	82,941.10	296,077.10	966,051.70	965,591.70	460.00	73,050.00	49,345.00	42,140.00	164,535.00	817,437.00	817,437.00	-
Processing Fees	-	-	-	-	-	-	-	3,750.00	1,650.00	2,050.00	7,450.00	51,700.00	51,700.00	-
Survey Fees	-	-	-	-	-	-	-	-	-	-	-	-	-	-
Appeal Fees	-	-	-	-	-	-	-	-	-	-	-	-	-	-
Inspection Fees	4,392.80	3,105.00	12,879.40	20,377.20	68,081.60	68,081.60	-	66,914.60	40,881.60	47,739.00	155,535.20	614,389.21	614,389.21	-
Other Service Income	1,285,854.08	2,532,537.35	719,532.71	4,537,924.14	11,337,654.71	11,337,527.71	127.00	282,975.46	198,216.79	265,915.96	747,108.21	3,217,057.72	3,217,057.72	-
Fines & Penalties-Service Income	-	-	-	-	-	-	-	-	-	-	-	-	-	-
<b>Business Income</b>	<b>947,352.65</b>	<b>153,448.97</b>	<b>91,039.89</b>	<b>1,191,841.51</b>	<b>4,347,120.03</b>	<b>4,347,120.03</b>	<b>-</b>	<b>2,123,777.73</b>	<b>1,365,532.45</b>	<b>2,317,726.22</b>	<b>5,807,036.40</b>	<b>34,451,508.93</b>	<b>34,451,508.93</b>	<b>-</b>
Income from Dormitory Operations	-	-	-	-	-	-	-	-	-	-	-	-	-	-
Income from Government Services	-	-	-	-	-	-	-	-	-	-	-	-	-	-
Rent Income	947,352.65	153,448.97	91,039.89	1,191,841.51	4,347,120.03	4,347,120.03	-	1,568,269.34	910,989.09	2,036,937.00	4,516,195.43	27,408,328.61	27,408,328.61	-
Pasture Rental	-	-	-	-	-	-	-	-	-	-	-	-	-	-
Sales Revenue	-	-	-	-	-	-	-	555,508.39	454,543.36	280,789.22	1,290,840.97	7,040,045.13	7,040,045.13	-
Other Business Income	-	-	-	-	-	-	-	-	-	-	-	-	-	-
Fines & Penalties-Business Income	-	-	-	-	-	-	-	-	-	-	-	3,135.19	3,135.19	-
<b>Other Income</b>	<b>17,504.00</b>	<b>168,501.40</b>	<b>1,015,035.43</b>	<b>1,201,040.83</b>	<b>1,455,496.85</b>	<b>1,455,496.85</b>	<b>-</b>	<b>17,000.00</b>	<b>5,000.00</b>	<b>2,000.00</b>	<b>24,000.00</b>	<b>464,157.03</b>	<b>464,157.03</b>	<b>-</b>
Miscellaneous Income	17,504.00	168,501.40	3,700.00	189,705.40	354,331.42	354,331.42	-	7,000.00	5,000.00	2,000.00	14,000.00	454,157.03	454,157.03	-
Other Fines & Penalties	-	-	-	-	89,830.00	89,830.00	-	-	-	-	-	-	-	-
Other Misc. Income	-	-	-	-	-	-	-	-	-	-	-	-	-	-
Share from National Wealth	-	-	1,011,335.43	1,011,335.43	1,011,335.43	1,011,335.43	-	-	-	-	-	-	-	-
Gain/Loss on Sale of Disposed Asset:	-	-	-	-	-	-	-	-	-	-	-	-	-	-
Sale of Abandoned/Seized Goods & F	-	-	-	-	-	-	-	10,000.00	-	-	10,000.00	10,000.00	10,000.00	-
Insurance Income	-	-	-	-	-	-	-	-	-	-	-	-	-	-
Interest Income	-	-	-	-	-	-	-	-	-	-	-	-	-	-
<b>Prior Year Collection</b>	<b>-</b>	<b>-</b>	<b>-</b>	<b>-</b>	<b>-</b>	<b>-</b>	<b>-</b>	<b>-</b>	<b>-</b>	<b>-</b>	<b>-</b>	<b>-</b>	<b>-</b>	<b>-</b>
<b>Undeposited Collection</b>	<b>-</b>	<b>-</b>	<b>-</b>	<b>-</b>	<b>-</b>	<b>-</b>	<b>-</b>	<b>-</b>	<b>-</b>	<b>-</b>	<b>-</b>	<b>-</b>	<b>-</b>	<b>-</b>
Permit Fee	-	-	-	-	-	-	-	-	-	-	-	-	-	-
Miscellaneous Income	-	-	-	-	-	-	-	-	-	-	-	-	-	-
Clearance & Certification Fee	-	-	-	-	-	-	-	-	-	-	-	-	-	-
Other Service Income	-	-	-	-	-	-	-	-	-	-	-	-	-	-
Fines & Penalties(Other Service Inc.	-	-	-	-	-	-	-	-	-	-	-	-	-	-
Rent Income	-	-	-	-	-	-	-	-	-	-	-	-	-	-
<b>TOTAL 101</b>	<b>2,457,054.53</b>	<b>2,992,625.72</b>	<b>997,066.33</b>	<b>6,446,746.58</b>	<b>19,380,476.17</b>	<b>19,379,889.17</b>	<b>587.00</b>	<b>2,612,577.47</b>	<b>1,702,895.84</b>	<b>2,733,562.68</b>	<b>7,049,035.99</b>	<b>40,075,155.50</b>	<b>40,075,155.50</b>	<b>-</b>

Note: 4% gov't share of KDC Upland Agro Forestry Project which was

inadvertently entered to account code 609 under 3rd quarter Report July, 2013



CLASSIFICATION/ SOURCES OF INCOME (1)	Reg. 12				CUMULATIVE INCOME COLLECTIONS TO DATE (6)	CUMULATIVE INCOME DEPOSITED WITH BTR (7)	REMARKS unremitted (8)	Reg. 13				CUMULATIVE INCOME COLLECTIONS TO DATE (6)	CUMULATIVE INCOME DEPOSITED WITH BTR (7)	REMARKS unremitted (8)
	ACTUAL INCOME COLLECTIONS FOR THE QUARTER							ACTUAL INCOME COLLECTIONS FOR THE QUARTER						
	October (2)	November (3)	December (4)	TOTAL (5)=(2)+(3)+(4)				October (2)	November (3)	December (4)	TOTAL (5)=(2)+(3)+(4)			
<b>INCOME</b>														
<b>Tax Revenue</b>	-	106,259.40	-	106,259.40	427,164.20	427,164.20	-	586,455.28	194,752.82	195,879.08	977,087.18	5,844,494.52	5,844,494.52	-
Tax on Forest Products	-	106,259.40	-	106,259.40	427,164.20	427,164.20	-	585,932.13	194,752.82	195,879.08	976,564.03	5,800,329.50	5,800,329.50	-
Fines & Penalties-National Taxes	-	-	-	-	-	-	-	523.15	-	-	523.15	44,165.02	44,165.02	-
<b>General Income</b>	126,430.43	156,306.37	600,841.48	883,578.28	2,822,667.58	2,785,818.42	36,849.16	568,135.05	395,469.61	425,272.81	1,388,877.47	7,595,108.66	7,239,210.44	355,898.22
<b>Permits &amp; Licenses</b>	20,583.00	12,195.00	18,032.75	50,810.75	185,464.75	184,864.75	600.00	17,020.85	34,573.05	27,990.30	79,584.20	493,062.41	493,062.41	-
Franchising & Licensing Fees	-	-	-	-	-	-	-	16,420.85	34,273.05	23,000.00	73,693.90	313,153.44	313,153.44	-
Permit Fees	7,950.00	3,900.00	4,032.00	15,882.00	79,382.00	78,782.00	600.00	-	-	-	-	80,523.51	80,523.51	-
Registration Fees	12,100.00	8,080.00	13,793.75	33,973.75	100,713.75	100,713.75	-	100.00	100.00	3,900.00	4,100.00	44,008.00	44,008.00	-
Other Permits & Licenses	533.00	215.00	207.00	955.00	5,369.00	5,369.00	-	500.00	200.00	1,090.30	1,790.30	55,377.46	55,377.46	-
Fines & Penalties-Permits & License	-	-	-	-	-	-	-	-	-	-	-	-	-	-
<b>Service Income</b>	82,458.39	94,875.07	90,127.00	267,460.46	1,270,652.02	1,267,502.02	3,150.00	232,162.42	212,707.99	161,721.85	606,592.26	2,330,135.62	2,330,135.62	-
Clearance & Certification Fees	31,224.00	28,144.00	24,036.00	83,404.00	345,334.00	345,334.00	-	22,955.00	24,302.00	51,668.00	98,925.00	439,602.70	439,602.70	-
Processing Fees	9,450.00	4,150.00	3,250.00	16,850.00	55,706.00	52,556.00	3,150.00	-	-	-	-	-	-	-
Survey Fees	-	-	-	-	-	-	-	167,667.05	45,204.65	14,350.00	227,221.70	297,971.91	297,971.91	-
Appeal Fees	-	-	-	-	-	-	-	210.00	13,558.00	8,810.59	22,578.59	107,863.59	107,863.59	-
Inspection Fees	7,120.39	5,793.07	2,800.00	15,713.46	39,743.82	39,743.82	-	9,755.43	11,204.35	13,546.00	34,505.78	87,046.25	87,046.25	-
Other Service Income	34,664.00	56,788.00	60,041.00	151,493.00	820,369.00	820,369.00	-	31,574.94	118,438.99	73,347.26	223,361.19	1,092,885.93	1,092,885.93	-
Fines & Penalties-Service Income	-	-	-	-	9,499.20	9,499.20	-	-	-	-	-	304,765.24	304,765.24	-
<b>Business Income</b>	50.00	10,914.00	268,850.00	279,814.00	851,011.07	851,011.07	-	256,190.80	94,705.33	213,457.00	564,353.13	2,000,654.37	2,000,654.37	-
Income from Dormitory Operations	-	-	-	-	-	-	-	-	-	-	-	-	-	-
Income from Government Services	-	-	-	-	-	-	-	187,253.80	88,894.33	200,500.00	476,648.13	662,762.49	662,762.49	-
Rent Income	-	9,320.00	268,600.00	277,920.00	739,874.11	739,874.11	-	68,857.00	5,796.00	11,834.00	86,487.00	637,673.02	637,673.02	-
Pasture Rental	-	-	-	-	-	-	-	-	-	-	-	-	-	-
Sales Revenue	-	1,194.00	-	1,194.00	102,384.00	102,384.00	-	-	-	-	-	-	-	-
Other Business Income	50.00	400.00	250.00	700.00	7,988.16	7,988.16	-	80.00	15.00	1,123.00	1,218.00	700,218.86	700,218.86	-
Fines & Penalties-Business Income	-	-	-	-	764.80	764.80	-	-	-	-	-	-	-	-
<b>Other Income</b>	23,339.04	38,322.30	223,831.73	285,493.07	454,612.88	454,612.88	-	62,760.98	53,483.24	22,103.66	138,347.88	2,771,256.26	2,415,358.04	355,898.22
Miscellaneous Income	19,271.04	27,227.80	216,889.73	263,388.57	409,932.83	409,932.83	-	61,382.06	47,794.24	20,280.24	129,456.54	607,919.90	607,919.90	-
Other Fines & Penalties	-	-	-	-	-	-	-	-	-	-	-	-	-	-
Other Misc. Income	-	-	-	-	-	-	-	-	-	-	-	2,153,484.76	1,797,586.54	355,898.22
Share from National Wealth	4,068.00	11,094.50	6,942.00	22,104.50	44,680.05	44,680.05	-	-	-	-	-	-	-	-
Gain/Loss on Sale of Disposed Asset:	-	-	-	-	-	-	-	-	-	-	-	-	-	-
Sale of Abandoned/Seized Goods & f	-	-	-	-	-	-	-	-	-	-	-	-	-	-
Insurance Income	-	-	-	-	-	-	-	-	-	-	-	-	-	-
Interest Income	-	-	-	-	-	-	-	1,378.92	5,689.00	1,823.42	8,891.34	9,851.60	9,851.60	-
<b>Prior Year Collection</b>	-	-	-	-	60,926.86	27,827.70	33,099.16	-	-	-	-	-	-	-
<b>Undeposited Collection</b>	-	-	-	-	-	-	-	-	-	-	-	-	-	-
Permit Fee	-	-	-	-	-	-	-	-	-	-	-	-	-	-
Miscellaneous Income	-	-	-	-	25,627.70	25,627.70	-	-	-	-	-	-	-	-
Clearance & Certification Fee	-	-	-	-	-	-	-	-	-	-	-	-	-	-
Other Service Income	-	-	-	-	35,299.16	2,200.00	33,099.16	-	-	-	-	-	-	-
Fines & Penalties(Other Service Inc.	-	-	-	-	-	-	-	-	-	-	-	-	-	-
Rent Income	-	-	-	-	-	-	-	-	-	-	-	-	-	-
<b>TOTAL 101</b>	<b>126,430.43</b>	<b>262,565.77</b>	<b>600,841.48</b>	<b>989,837.68</b>	<b>3,249,831.78</b>	<b>3,212,982.62</b>	<b>36,849.16</b>	<b>1,154,590.33</b>	<b>590,222.43</b>	<b>621,151.89</b>	<b>2,365,964.65</b>	<b>13,439,603.18</b>	<b>13,083,704.96</b>	<b>355,898.22</b>

CLASSIFICATION/ SOURCES OF INCOME (1)	S ERDB					CUMULATIVE INCOME COLLECTED TO DATE (6)	CUMULATIVE INCOME DEPOSITED WITH BTR (7)	REMARKS (8)	FMB				CUMULATIVE INCOME COLLECTED TO DATE (6)	CUMULATIVE INCOME DEPOSITED WITH BTR (7)	REMARK (8)
	ACTUAL INCOME COLLECTIONS FOR THE QUARTER				TOTAL (5)=(2)+(3)+(4)				ACTUAL INCOME COLLECTIONS FOR THE QUARTER						
	October (2)	November (3)	December (4)	TOTAL (5)=(2)+(3)+(4)					October (2)	November (3)	December (4)	TOTAL (5)=(2)+(3)+(4)			
<b>INCOME</b>															
<b>Tax Revenue</b>	-	-	-	-	-	-	-	-	-	-	-	-	-	-	
Tax on Forest Products	-	-	-	-	-	-	-	-	-	-	-	-	-	-	
Fines & Penalties-National Taxes	-	-	-	-	-	-	-	-	-	-	-	-	-	-	
<b>General Income</b>	1,200.00	11,325.00	1,650.00	14,175.00	113,025.00	113,025.00	-	700.00	117,676.29	550.00	118,926.29	2,414,607.84	2,414,607.84	-	
<b>Permits &amp; Licenses</b>	-	-	-	-	-	-	-	-	-	-	-	-	-	-	
Franchising & Licensing Fees	-	-	-	-	-	-	-	-	-	-	-	-	-	-	
Permit Fees	-	-	-	-	-	-	-	-	-	-	-	-	-	-	
Registration Fees	-	-	-	-	-	-	-	-	-	-	-	-	-	-	
Other Permits & Licenses	-	-	-	-	-	-	-	-	-	-	-	-	-	-	
Fines & Penalties-Permits & License	-	-	-	-	-	-	-	-	-	-	-	-	-	-	
<b>Service Income</b>	-	-	-	-	-	-	-	-	-	-	-	-	-	-	
Clearance & Certification Fees	-	-	-	-	-	-	-	-	-	-	-	-	-	-	
Processing Fees	-	-	-	-	-	-	-	-	-	-	-	-	-	-	
Survey Fees	-	-	-	-	-	-	-	-	-	-	-	-	-	-	
Appeal Fees	-	-	-	-	-	-	-	-	-	-	-	-	-	-	
Inspection Fees	-	-	-	-	-	-	-	-	-	-	-	-	-	-	
Other Service Income	-	-	-	-	-	-	-	-	-	-	-	-	-	-	
Fines & Penalties-Service Income	-	-	-	-	-	-	-	-	-	-	-	-	-	-	
<b>Business Income</b>	1,200.00	11,325.00	1,650.00	14,175.00	108,535.00	108,535.00	-	-	-	-	-	-	-	-	
Income from Dormitory Operations	-	-	-	-	-	-	-	-	-	-	-	-	-	-	
Income from Government Services	-	-	-	-	-	-	-	-	-	-	-	-	-	-	
Rent Income	900.00	10,850.00	1,650.00	13,400.00	94,250.00	94,250.00	-	-	-	-	-	-	-	-	
Pasture Rental	-	-	-	-	-	-	-	-	-	-	-	-	-	-	
Sales Revenue	-	-	-	-	-	-	-	-	-	-	-	-	-	-	
Other Business Income	300.00	475.00	-	775.00	14,285.00	14,285.00	-	-	-	-	-	-	-	-	
Fines & Penalties-Business Income	-	-	-	-	-	-	-	-	-	-	-	-	-	-	
<b>Other Income</b>	-	-	-	-	4,490.00	4,490.00	-	700.00	117,676.29	550.00	118,926.29	2,414,607.84	2,414,607.84	-	
Miscellaneous Income	-	-	-	-	4,490.00	4,490.00	-	700.00	117,676.29	550.00	118,926.29	2,414,607.84	2,414,607.84	-	
Other Fines & Penalties	-	-	-	-	-	-	-	-	-	-	-	-	-	-	
Other Misc. Income	-	-	-	-	-	-	-	-	-	-	-	-	-	-	
Share from National Wealth	-	-	-	-	-	-	-	-	-	-	-	-	-	-	
Gain/Loss on Sale of Disposed Asset:	-	-	-	-	-	-	-	-	-	-	-	-	-	-	
Sale of Abandoned/Seized Goods & F	-	-	-	-	-	-	-	-	-	-	-	-	-	-	
Insurance Income	-	-	-	-	-	-	-	-	-	-	-	-	-	-	
Interest Income	-	-	-	-	-	-	-	-	-	-	-	-	-	-	
<b>Prior Year Collection</b>	-	-	-	-	-	-	-	-	-	-	-	-	-	-	
<b>Undeposited Collection</b>	-	-	-	-	-	-	-	-	-	-	-	-	-	-	
Permit Fee	-	-	-	-	-	-	-	-	-	-	-	-	-	-	
Miscellaneous Income	-	-	-	-	-	-	-	-	-	-	-	-	-	-	
Clearance & Certification Fee	-	-	-	-	-	-	-	-	-	-	-	-	-	-	
Other Service Income	-	-	-	-	-	-	-	-	-	-	-	-	-	-	
Fines & Penalties(Other Service Inc.	-	-	-	-	-	-	-	-	-	-	-	-	-	-	
Rent Income	-	-	-	-	-	-	-	-	-	-	-	-	-	-	
<b>TOTAL 101</b>	<b>1,200.00</b>	<b>11,325.00</b>	<b>1,650.00</b>	<b>14,175.00</b>	<b>113,025.00</b>	<b>113,025.00</b>	<b>-</b>	<b>700.00</b>	<b>117,676.29</b>	<b>550.00</b>	<b>118,926.29</b>	<b>2,414,607.84</b>	<b>2,414,607.84</b>	<b>-</b>	

CLASSIFICATION/ SOURCES OF INCOME (1)	LMB				CUMULATIVE INCOME COLLECTIONS TO DATE (6)	CUMULATIVE INCOME DEPOSITED WITH BTR (7)	REMARKS (8)	OSEC				CUMULATIVE INCOME COLLECTIONS TO DATE (6)	CUMULATIVE INCOME DEPOSITED WITH BTR (7)	EMARK (8)
	ACTUAL INCOME COLLECTIONS FOR THE QUARTER							ACTUAL INCOME COLLECTIONS FOR THE QUARTER						
	October (2)	November (3)	December (4)	TOTAL (5)=(2)+(3)+(4)				October (2)	November (3)	December (4)	TOTAL (5)=(2)+(3)+(4)			
<b>INCOME</b>														
<b>Tax Revenue</b>	-	-	-	-	-	-	-	-	-	-	-	-	-	-
Tax on Forest Products														
Fines & Penalties-National Taxes														
<b>General Income</b>	<b>135,091.00</b>	<b>39,173.67</b>	<b>1,304,300.86</b>	<b>1,478,565.53</b>	<b>3,053,789.87</b>	<b>3,053,789.87</b>	-	<b>16,460.80</b>	<b>57,170.00</b>	<b>2,410.00</b>	<b>76,040.80</b>	<b>360,425.55</b>	<b>360,425.55</b>	-
<b>Permits &amp; Licenses</b>	<b>8,980.00</b>	<b>5,370.00</b>	<b>9,430.00</b>	<b>23,780.00</b>	<b>114,370.00</b>	<b>114,370.00</b>	-	-	-	-	-	-	-	-
Franchising & Licensing Fees														
Permit Fees														
Registration Fees	8,980.00	5,370.00	9,430.00	23,780.00	114,370.00	114,370.00								
Other Permits & Licenses														
Fines & Penalties-Permits & License														
<b>Service Income</b>	<b>1,760.00</b>	<b>1,230.00</b>	<b>1,170.00</b>	<b>4,160.00</b>	<b>21,590.00</b>	<b>21,590.00</b>	-	<b>5,455.00</b>	<b>3,910.00</b>	<b>2,100.00</b>	<b>11,465.00</b>	<b>55,855.00</b>	<b>55,855.00</b>	-
Clearance & Certification Fees	960.00	1,230.00	970.00	3,160.00	17,390.00	17,390.00		1,955.00	1,410.00	600.00	3,965.00	16,355.00	16,355.00	
Processing Fees														
Survey Fees														
Appeal Fees														
Inspection Fees	800.00	-	200.00	1,000.00	4,200.00	4,200.00								
Other Service Income								3,500.00	2,500.00	1,500.00	7,500.00	39,500.00	39,500.00	
Fines & Penalties-Service Income														
<b>Business Income</b>	<b>72,474.40</b>	-	<b>866,527.06</b>	<b>939,001.46</b>	<b>1,594,198.00</b>	<b>1,594,198.00</b>	-	<b>3,200.00</b>	<b>52,000.00</b>	-	<b>55,200.00</b>	<b>206,100.00</b>	<b>206,100.00</b>	-
Income from Dormitory Operations								3,200.00	52,000.00	-	55,200.00	206,100.00	206,100.00	
Income from Government Services														
Rent Income	72,474.40	-	866,527.06	939,001.46	1,594,198.00	1,594,198.00								
Pasture Rental														
Sales Revenue														
Other Business income														
Fines & Penalties-Business Income														
<b>Other Income</b>	<b>51,876.60</b>	<b>32,573.67</b>	<b>427,173.80</b>	<b>511,624.07</b>	<b>1,323,631.87</b>	<b>1,323,631.87</b>	-	<b>7,805.80</b>	<b>1,260.00</b>	<b>310.00</b>	<b>9,375.80</b>	<b>98,470.55</b>	<b>98,470.55</b>	-
Miscellaneous Income	31,132.87	27,432.87	400,688.08	459,253.82	1,115,219.78	1,115,219.78		7,805.80	1,260.00	310.00	9,375.80	98,470.55	98,470.55	
Other Fines & Penalties	20,743.73	5,140.80	26,485.72	52,370.25	208,412.09	208,412.09								
Other Misc. Income														
Share from National Wealth														
Gain/Loss on Sale of Disposed Asset:														
Sale of Abandoned/Seized Goods & F														
Insurance Income														
Interest Income														
<b>Prior Year Collection</b>	-	-	-	-	-	-	-	-	-	-	-	-	-	-
<b>Undeposited Collection</b>														
Permit Fee														
Miscellaneous Income														
Clearance & Certification Fee														
Other Service Income														
Fines & Penalties(Other Service Inc.														
Rent Income														
<b>TOTAL 101</b>	<b>135,091.00</b>	<b>39,173.67</b>	<b>1,304,300.86</b>	<b>1,478,565.53</b>	<b>3,053,789.87</b>	<b>3,053,789.87</b>	-	<b>16,460.80</b>	<b>57,170.00</b>	<b>2,410.00</b>	<b>76,040.80</b>	<b>360,425.55</b>	<b>360,425.55</b>	-



REPUBLIC OF THE PHILIPPINES  
**QUARTERLY CONSOLIDATED REPORT OF INCOME**  
 For the Quarter Ending December 31, 2013  
 (In Pesos)

**Department of Environment & Natural Resources**  
**Fund 151**

CLASSIFICATION/ SOURCES OF INCOME '(1)	TOTAL ACTUAL INCOME COLLECTIONS FOR THE QUARTER				CUMULATIVE INCOME COLLECTIONS TO DATE (6)	CUMULATIVE INCOME DEPOSITED WITH BTR (7)	REMARKS unremitted (8)
	October (2)	November (3)	December (4)	TOTAL (5)=(2)+(3)+(4)			
<b>INCOME</b>							
General Income	1,147,667.52	246,525.70	690,038.95	2,084,232.17	7,587,292.19	7,586,792.19	500.00
Permits & Licenses	88,886.67	77,324.39	157,066.47	323,277.53	1,326,636.60	1,326,136.60	500.00
Permit Fees	88,886.67	77,324.39	157,066.47	323,277.53	1,325,586.60	1,325,086.60	500.00
Registration Fees	-	-	-	-	1,050.00	1,050.00	-
Other Permits & Licenses	-	-	-	-	-	-	-
Fines & Penalties-Permits & I	-	-	-	-	-	-	-
Service Income	1,008,555.29	117,203.20	489,751.70	1,615,510.19	5,557,829.84	5,557,829.84	-
Clearance & Certification Fees	19,910.00	8,773.00	12,180.00	40,863.00	139,385.38	139,385.38	-
Processing Fees	100.00	9,000.00	200.00	9,300.00	103,094.49	103,094.49	-
Inspection Fees	26,100.00	31,500.00	32,400.00	90,000.00	347,000.00	347,000.00	-
Other Service Income	962,445.29	67,930.20	444,971.70	1,475,347.19	4,968,349.97	4,968,349.97	-
Other Income	50,225.56	51,998.11	43,220.78	145,444.45	702,825.75	702,825.75	-
Miscellaneous Income	50,225.56	51,998.11	43,220.78	145,444.45	702,825.75	702,825.75	-
<b>TOTAL 151</b>	<b>1,147,667.52</b>	<b>246,525.70</b>	<b>690,038.95</b>	<b>2,084,232.17</b>	<b>7,587,292.19</b>	<b>7,586,792.19</b>	<b>500.00</b>

CERTIFIED CORRECT:

  
**DI NA M. NILLOSAN**

OIC Chief, Accounting Division

CLASSIFICATION/ SOURCES OF INCOME (1)	Reg. 1				CUMULATIVE			REMARKS	Reg. 3				CUMULATIVE			REMARKS
	ACTUAL INCOME COLLECTIONS FOR				INCOME	INCOME	ACTUAL INCOME COLLECTIONS FOR THE QUARTER				INCOME	INCOME				
	FIRST MONTH (2)	SECOND MONTH (3)	THIRD MONTH (4)	TOTAL (5)=(2)+(3)+(4)	COLLECTION TO DATE (6)	DEPOSITED WITH BTR (7)	(8)		October (2)	November (3)	December (4)	TOTAL (5)=(2)+(3)+(4)	COLLECTION TO DATE (6)	DEPOSITED WITH BTR (7)	(8)	
<b>INCOME</b>																
General Income	500.00	350.00	-	850.00	900.00	900.00	-	60,263.64	58,672.44	112,534.80	231,470.88	687,296.56	687,296.56	-		
Permits & Licenses	500.00	350.00	-	850.00	850.00	850.00	-	56,263.64	54,022.44	107,984.80	218,270.88	657,496.56	657,496.56	-		
Permit Fees	500.00	350.00	-	850.00	850.00	850.00	-	56,263.64	54,022.44	107,984.80	218,270.88	657,496.56	657,496.56	-		
Registration Fees	-	-	-	-	-	-	-	-	-	-	-	-	-	-		
Other Permits & Licenses	-	-	-	-	-	-	-	-	-	-	-	-	-	-		
Fines & Penalties-Permits & L	-	-	-	-	-	-	-	-	-	-	-	-	-	-		
Service Income	-	-	-	-	50.00	50.00	-	4,000.00	4,650.00	4,550.00	13,200.00	26,900.00	26,900.00	-		
Clearance & Certification Fees	-	-	-	-	-	-	-	100.00	750.00	50.00	900.00	1,200.00	1,200.00	-		
Processing Fees	-	-	-	-	-	-	-	-	-	-	-	500.00	500.00	-		
Inspection Fees	-	-	-	-	-	-	-	3,900.00	3,900.00	4,500.00	12,300.00	25,200.00	25,200.00	-		
Other Service Income	-	-	-	-	50.00	50.00	-	-	-	-	-	-	-	-		
Other Income	-	-	-	-	-	-	-	-	-	-	-	2,900.00	2,900.00	-		
Miscellaneous Income	-	-	-	-	-	-	-	-	-	-	-	2,900.00	2,900.00	-		
<b>TOTAL 151</b>	<b>500.00</b>	<b>350.00</b>	<b>-</b>	<b>850.00</b>	<b>900.00</b>	<b>900.00</b>	<b>-</b>	<b>60,263.64</b>	<b>58,672.44</b>	<b>112,534.80</b>	<b>231,470.88</b>	<b>687,296.56</b>	<b>687,296.56</b>	<b>-</b>		

CLASSIFICATION/ SOURCES OF INCOME (1)	s Reg. 4-b				CUMULATIVE INCOME COLLECTIONS TO DATE (6)	CUMULATIVE INCOME DEPOSITED WITH BTR (7)	REMARKS (8)	Reg. 5				CUMULATIVE INCOME COLLECTIONS TO DATE (6)	CUMULATIVE INCOME DEPOSITED WITH BTR (7)	REMARKS (8)
	ACTUAL INCOME COLLECTIONS FOR THE QUARTER							ACTUAL INCOME COLLECTIONS FOR THE QUARTER						
	October (2)	November (3)	December (4)	TOTAL (5)=(2)+(3)+(4)				October (2)	November (3)	December (4)	TOTAL (5)=(2)+(3)+(4)			
<b>INCOME</b>														
General Income	50,225.56	49,074.36	43,220.78	142,520.70	672,360.50	672,360.50	-	-	2,923.75	-	2,923.75	26,465.25	26,465.25	-
Permits & Licenses	-	-	-	-	-	-	-	-	-	-	-	-	-	-
Permit Fees	-	-	-	-	-	-	-	-	-	-	-	-	-	-
Registration Fees	-	-	-	-	-	-	-	-	-	-	-	-	-	-
Other Permits & Licenses	-	-	-	-	-	-	-	-	-	-	-	-	-	-
Fines & Penalties-Permits & L	-	-	-	-	-	-	-	-	-	-	-	-	-	-
Service Income	-	-	-	-	-	-	-	-	-	-	-	-	-	-
Clearance & Certification Fees	-	-	-	-	-	-	-	-	-	-	-	-	-	-
Processing Fees	-	-	-	-	-	-	-	-	-	-	-	-	-	-
Inspection Fees	-	-	-	-	-	-	-	-	-	-	-	-	-	-
Other Service Income	-	-	-	-	-	-	-	-	-	-	-	-	-	-
Other Income	50,225.56	49,074.36	43,220.78	142,520.70	672,360.50	672,360.50	-	-	2,923.75	-	2,923.75	26,465.25	26,465.25	-
Miscellaneous Income	50,225.56	49,074.36	43,220.78	142,520.70	672,360.50	672,360.50	-	-	2,923.75	-	2,923.75	26,465.25	26,465.25	-
<b>TOTAL 151</b>	<b>50,225.56</b>	<b>49,074.36</b>	<b>43,220.78</b>	<b>142,520.70</b>	<b>672,360.50</b>	<b>672,360.50</b>	<b>-</b>	<b>-</b>	<b>2,923.75</b>	<b>-</b>	<b>2,923.75</b>	<b>26,465.25</b>	<b>26,465.25</b>	<b>-</b>



CLASSIFICATION/ SOURCES OF INCOME (1)	Reg. 6				CUMULATIVE	CUMULATIVE	REMARKS (8)	Reg. 7				CUMULATIVE	CUMULATIVE	REMARKS (8)
	ACTUAL INCOME COLLECTIONS FOR THE				INCOME	INCOME		ACTUAL INCOME COLLECTIONS FOR THE QUAR				INCOME	INCOME	
	October (2)	November (3)	December (4)	TOTAL 5)=(2)+(3)+(4)	COLLECTION TO DATE (6)	DEPOSITED WITH BTR (7)		October (2)	November (3)	December (4)	TOTAL 5)=(2)+(3)+(4)	COLLECTION TO DATE (6)	DEPOSITED WITH BTR (7)	
<b>INCOME</b>														
General Income	100.00	1,050.00	1,700.00	2,850.00	16,200.00	16,200.00	-	20,423.03	13,101.95	38,981.67	72,506.65	238,768.10	238,768.10	-
Permits & Licenses	-	-	450.00	450.00	1,000.00	1,000.00	-	20,423.03	13,101.95	38,981.67	72,506.65	238,768.10	238,768.10	-
Permit Fees	-	-	450.00	450.00	1,000.00	1,000.00	-	20,423.03	13,101.95	38,981.67	72,506.65	238,768.10	238,768.10	-
Registration Fees	-	-	-	-	-	-	-	-	-	-	-	-	-	-
Other Permits & Licenses	-	-	-	-	-	-	-	-	-	-	-	-	-	-
Fines & Penalties-Permits & L	-	-	-	-	-	-	-	-	-	-	-	-	-	-
Service Income	100.00	1,050.00	1,250.00	2,400.00	15,200.00	15,200.00	-	-	-	-	-	-	-	-
Clearance & Certification Fees	-	150.00	150.00	300.00	3,550.00	3,550.00	-	-	-	-	-	-	-	-
Processing Fees	-	-	-	-	-	-	-	-	-	-	-	-	-	-
Inspection Fees	-	-	-	-	150.00	150.00	-	-	-	-	-	-	-	-
Other Service Income	100.00	900.00	1,100.00	2,100.00	11,500.00	11,500.00	-	-	-	-	-	-	-	-
Other Income	-	-	-	-	-	-	-	-	-	-	-	-	-	-
Miscellaneous Income	-	-	-	-	-	-	-	-	-	-	-	-	-	-
<b>TOTAL 151</b>	<b>100.00</b>	<b>1,050.00</b>	<b>1,700.00</b>	<b>2,850.00</b>	<b>16,200.00</b>	<b>16,200.00</b>	<b>-</b>	<b>20,423.03</b>	<b>13,101.95</b>	<b>38,981.67</b>	<b>72,506.65</b>	<b>238,768.10</b>	<b>238,768.10</b>	<b>-</b>

CLASSIFICATION/ SOURCES OF INCOME (1)	Reg. 8							REMARKS	Reg. 9						
	ACTUAL INCOME COLLECTIONS FOR				CUMULATIVE	CUMULATIVE			ACTUAL INCOME COLLECTIONS				CUMULATIVE	CUMULATIVE	
	October	November	December	TOTAL	INCOME	INCOME			October	November	December	TOTAL	INCOME	INCOME	
(2)	(3)	(4)	(5)=(2)+(3)+(4)	(6)	(7)	(8)	(2)	(3)	(4)	(5)=(2)+(3)+(4)	(6)	(7)	(8)		
<b>INCOME</b>															
<b>General Income</b>		-	-	-	3,350.00	3,350.00	-	-	-	-	-	1,100.00	1,100.00	-	
<b>Permits &amp; Licenses</b>	-	-	-	-	3,350.00	3,350.00	-	-	-	-	-	-	-	-	
Permit Fees					2,800.00	2,800.00	-								
Registration Fees			-	-	550.00	550.00	-								
Other Permits & Licenses					-	-	-								
Fines & Penalties-Permits & L					-	-	-								
<b>Service Income</b>	-	-	-	-	-	-	-	-	-	-	-	-	-	-	
Clearance & Certification Fees					-	-	-								
Processing Fees					-	-	-								
Inspection Fees					-	-	-								
Other Service Income					-	-	-								
<b>Other income</b>	-	-	-	-	-	-	-	-	-	-	-	1,100.00	1,100.00	-	
Miscellaneous Income					-	-	-					1,100.00	1,100.00		
<b>TOTAL 151</b>	-	-	-	-	3,350.00	3,350.00	-	-	-	-	-	1,100.00	1,100.00	-	

CLASSIFICATION/ SOURCES OF INCOME (1)	Reg. 10					CUMULATIVE	CUMULATIVE	REMARKS (8)	Reg. 11					CUMULATIVE	CUMULATIVE	REMARKS (8)
	ACTUAL INCOME COLLECTIONS FOR THE					INCOME	INCOME		ACTUAL INCOME COLLECTIONS FOR THE QUARTER					INCOME	INCOME	
	October (2)	November (3)	December (4)	TOTAL 5)=(2)+(3)+(4)	TO DATE (6)	DEPOSITED WITH BTR (7)	October (2)		November (3)	December (4)	TOTAL 5)=(2)+(3)+(4)	TO DATE (6)	DEPOSITED WITH BTR (7)			
<b>INCOME</b>																
General Income	500.00	700.00	500.00	1,700.00	17,650.00	17,650.00	-	9,240.00	5,900.00	6,150.00	21,290.00	381,093.72	380,593.72	500.00		
Permits & Licenses	300.00	700.00	400.00	1,400.00	14,950.00	14,950.00	-	7,400.00	4,900.00	4,850.00	17,150.00	370,246.94	369,746.94	500.00		
Permit Fees	300.00	700.00	400.00	1,400.00	14,450.00	14,450.00	-	7,400.00	4,900.00	4,850.00	17,150.00	370,246.94	369,746.94	500.00		
Registration Fees	-	-	-	-	500.00	500.00	-	-	-	-	-	-	-	-		
Other Permits & Licenses	-	-	-	-	-	-	-	-	-	-	-	-	-	-		
Fines & Penalties-Permits & L	-	-	-	-	-	-	-	-	-	-	-	-	-	-		
Service Income	200.00	-	100.00	300.00	2,700.00	2,700.00	-	1,840.00	1,000.00	1,300.00	4,140.00	10,846.78	10,846.78	-		
Clearance & Certification Fees	200.00	-	100.00	300.00	1,700.00	1,700.00	-	1,840.00	-	-	1,840.00	5,036.78	5,036.78	-		
Processing Fees	-	-	-	-	-	-	-	-	-	-	-	-	-	-		
Inspection Fees	-	-	-	-	650.00	650.00	-	-	-	300.00	300.00	900.00	900.00	-		
Other Service Income	-	-	-	-	350.00	350.00	-	-	1,000.00	1,000.00	2,000.00	4,910.00	4,910.00	-		
Other Income	-	-	-	-	-	-	-	-	-	-	-	-	-	-		
Miscellaneous Income	-	-	-	-	-	-	-	-	-	-	-	-	-	-		
<b>TOTAL 151</b>	<b>500.00</b>	<b>700.00</b>	<b>500.00</b>	<b>1,700.00</b>	<b>17,650.00</b>	<b>17,650.00</b>	<b>-</b>	<b>9,240.00</b>	<b>5,900.00</b>	<b>6,150.00</b>	<b>21,290.00</b>	<b>381,093.72</b>	<b>380,593.72</b>	<b>500.00</b>		



CLASSIFICATION/ SOURCES OF INCOME (1)	Reg. 12 CUMULATIVE INCOME DEPOSITED							REMARKS (8)	Reg. 13 CUMULATIVE INCOME DEPOSITED				REMARKS (8)	
	ACTUAL INCOME COLLECTIONS FOR				CUMULATIVE COLLECTIONS TO DATE (6)	CUMULATIVE INCOME DEPOSITED WITH BTR (7)	ACTUAL INCOME COLLECTIONS FOR THE QUARTER				CUMULATIVE COLLECTIONS TO DATE (6)	CUMULATIVE INCOME DEPOSITED WITH BTR (7)		
	October (2)	November (3)	December (4)	TOTAL =(2)+(3)+(4) (5)			October (2)		November (3)	December (4)				TOTAL =(2)+(3)+(4) (5)
<b>INCOME</b>														
General Income	100.00	250.00	300.00	650.00	2,100.00	2,100.00	-	100.00	9,000.00	200.00	9,300.00	102,594.49	102,594.49	-
Permits & Licenses	100.00	250.00	200.00	550.00	1,600.00	1,600.00	-	-	-	-	-	-	-	-
Permit Fees	100.00	250.00	200.00	550.00	1,600.00	1,600.00	-	-	-	-	-	-	-	-
Registration Fees	-	-	-	-	-	-	-	-	-	-	-	-	-	-
Other Permits & Licenses	-	-	-	-	-	-	-	-	-	-	-	-	-	-
Fines & Penalties-Permits & L	-	-	-	-	-	-	-	-	-	-	-	-	-	-
Service Income	-	-	100.00	100.00	500.00	500.00	-	100.00	9,000.00	200.00	9,300.00	102,594.49	102,594.49	-
Clearance & Certification Fees	-	-	100.00	100.00	500.00	500.00	-	-	-	-	-	-	-	-
Processing Fees	-	-	-	-	-	-	-	100.00	9,000.00	200.00	9,300.00	102,594.49	102,594.49	-
Inspection Fees	-	-	-	-	-	-	-	-	-	-	-	-	-	-
Other Service Income	-	-	-	-	-	-	-	-	-	-	-	-	-	-
Other Income	-	-	-	-	-	-	-	-	-	-	-	-	-	-
Miscellaneous Income	-	-	-	-	-	-	-	-	-	-	-	-	-	-
<b>TOTAL 151</b>	<b>100.00</b>	<b>250.00</b>	<b>300.00</b>	<b>650.00</b>	<b>2,100.00</b>	<b>2,100.00</b>	<b>-</b>	<b>100.00</b>	<b>9,000.00</b>	<b>200.00</b>	<b>9,300.00</b>	<b>102,594.49</b>	<b>102,594.49</b>	<b>-</b>



CLASSIFICATION/ SOURCES OF INCOME (1)	S NCR				CUMULATIVE	CUMULATIVE	REMARKS (8)	PAWB				CUMULATIVE
	ACTUAL INCOME COLLECTIONS FOR THE QUARTER				INCOME	INCOME		ACTUAL INCOME COLLECTIONS FOR THE QUARTER				INCOME
	October (2)	November (3)	December (4)	TOTAL (5)=(2)+(3)+(4)	COLLECTIONS TO DATE (6)	DEPOSITED WITH BTR (7)		October (2)	November (3)	December (4)	TOTAL (5)=(2)+(3)+(4)	COLLECTIONS TO DATE (6)
<b>INCOME</b>												
General Income	43,870.00	39,473.00	43,580.00	126,923.00	485,873.60	485,873.60	-	962,345.29	66,030.20	442,871.70	1,471,247.19	4,951,539.97
Permits & Licenses	3,900.00	4,000.00	4,200.00	12,100.00	38,375.00	38,375.00	-					
Permit Fees	3,900.00	4,000.00	4,200.00	12,100.00	38,375.00	38,375.00	-					
Registration Fees				-			-					
Other Permits & Licenses				-			-					
Fines & Penalties-Permits & L				-			-					
Service Income	39,970.00	35,473.00	39,380.00	114,823.00	447,498.60	447,498.60	-	962,345.29	66,030.20	442,871.70	1,471,247.19	4,951,539.97
Clearance & Certification Fees	17,770.00	7,873.00	11,780.00	37,423.00	127,398.60	127,398.60	-					
Processing Fees				-			-					
Inspection Fees	22,200.00	27,600.00	27,600.00	77,400.00	320,100.00	320,100.00	-					
Other Service Income				-			-	962,345.29	66,030.20	442,871.70	1,471,247.19	4,951,539.97
Other Income												
Miscellaneous Income												
<b>TOTAL 151</b>	<b>43,870.00</b>	<b>39,473.00</b>	<b>43,580.00</b>	<b>126,923.00</b>	<b>485,873.60</b>	<b>485,873.60</b>	<b>-</b>	<b>962,345.29</b>	<b>66,030.20</b>	<b>442,871.70</b>	<b>1,471,247.19</b>	<b>4,951,539.97</b>

**REPUBLIC OF THE PHILIPPINES**  
**QUARTERLY CONSOLIDATED REPORT OF INCOME**  
For the Quarter Ending December 31, 2013  
(In Pesos)

**Department of Environment & Natural Resources**  
**Fund 401**

CLASSIFICATION/ SOURCES OF INCOME '(1)	TOTAL ACTUAL INCOME COLLECTIONS FOR THE QUARTER				CUMULATIVE INCOME COLLECTIONS TO DATE (6)	CUMULATIVE INCOME DEPOSITED WITH BTR (7)	REMARKS  unremitted  (8)
	October (2)	November (3)	December (4)	TOTAL (5)=(2)+(3)+(4)			
<b>INCOME</b>							
<b>Tax Revenue</b>	-	29,035.00	20,781.00	49,816.00	334,977.50	315,362.50	19,615.00
Tax on Forest Products	-	29,035.00	20,781.00	49,816.00	334,977.50	315,362.50	19,615.00
Other National Taxes	-	-	-	-	-	-	-
Fines & Penalties-Nation:	-	-	-	-	-	-	-
<b>General Income</b>	5,413,839.50	1,749,747.92	5,532,624.09	12,696,211.51	42,789,794.62	42,471,967.64	317,826.98
<b>Permits &amp; Licenses</b>	119,642.36	8,015.00	1,050.00	128,707.36	612,974.36	611,128.36	1,846.00
Permit Fees	118,642.36	6,515.00	50.00	125,207.36	598,654.36	596,808.36	1,846.00
Registration Fees	1,000.00	1,500.00	1,000.00	3,500.00	14,320.00	14,320.00	-
<b>Service Income</b>	835,530.22	829,566.17	797,299.13	2,462,395.52	9,895,519.01	9,780,369.53	115,149.48
Clearance & Cert. Fees	700.00	3,800.00	1,350.00	5,850.00	28,910.00	28,160.00	750.00
Processing Fees	3,000.00	-	-	3,000.00	3,000.00	3,000.00	-
Inspection Fees	150.00	550.00	150.00	850.00	1,500.00	1,350.00	150.00
Other Service Income	831,680.22	825,216.17	795,799.13	2,452,695.52	9,862,109.01	9,747,859.53	114,249.48
<b>Business Income</b>	52,668.00	14,753.75	24,713.00	92,134.75	2,408,190.92	2,408,190.92	-
Rent Income	52,668.00	14,753.75	24,713.00	92,134.75	2,408,190.92	2,408,190.92	-
<b>Other Income</b>	4,405,998.92	897,413.00	4,709,561.96	10,012,973.88	29,077,817.43	28,876,985.93	200,831.50
Miscellaneous Income	4,405,998.92	897,413.00	4,709,561.96	10,012,973.88	29,077,817.43	28,876,985.93	200,831.50
<b>Prior Year Collection</b>	-	-	-	-	795,292.90	795,292.90	-
Undeposited Collection	-	-	-	-	35,299.16	35,299.16	-
Permit Fees	-	-	-	-	54,704.50	54,704.50	-
Miscellaneous Income	-	-	-	-	705,289.24	705,289.24	-
<b>TOTAL 401</b>	<b>5,413,839.50</b>	<b>1,778,782.92</b>	<b>5,553,405.09</b>	<b>12,746,027.51</b>	<b>43,124,772.12</b>	<b>42,787,330.14</b>	<b>337,441.98</b>

CERTIFIED CORRECT:

  
**DINA M. NILLOSAN**  
OIC CHIEF, Accounting Division  




CLASSIFICATION/ SOURCES OF INCOME (1)	Reg. 1				CUMULATIVE INCOME COLLECTIONS TO DATE (6)	CUMULATIVE INCOME DEPOSITED WITH BTR (7)	REMARKS (8)	Reg. 2				CUMULATIVE INCOME COLLECTIONS TO DATE (6)	CUMULATIVE INCOME DEPOSITED WITH BTR (7)	REMARKS unremitted (8)
	ACTUAL INCOME COLLECTIONS FOR THE QUARTER							ACTUAL INCOME COLLECTIONS FOR THE QUARTER						
	October (2)	November (3)	December (4)	TOTAL 5)=(2)+(3)+(4)				October (2)	November (3)	December (4)	TOTAL (5)=(2)+(3)+(4)			
<b>INCOME</b>														
<b>Tax Revenue</b>	-	-	-	-	-	-	-	-	29,035.00	20,781.00	49,816.00	334,977.50	315,362.50	19,615.00
Tax on Forest Products	-	-	-	-	-	-	-	-	29,035.00	20,781.00	49,816.00	334,977.50	315,362.50	19,615.00
Other National Taxes	-	-	-	-	-	-	-	-	-	-	-	-	-	-
Fines & Penalties-Nationa	-	-	-	-	-	-	-	-	-	-	-	-	-	-
<b>General Income</b>	125,437.50	91,227.25	43,964.71	260,629.46	2,003,229.31	2,003,229.31	-	8,920.00	20,720.00	57,714.00	87,354.00	869,455.50	816,415.50	53,040.00
<b>Permits &amp; Licenses</b>	-	-	-	-	-	-	-	1,120.00	8,015.00	1,050.00	10,185.00	76,747.00	74,901.00	1,846.00
Permit Fees	-	-	-	-	-	-	-	120.00	6,515.00	50.00	6,685.00	62,427.00	60,581.00	1,846.00
Registration Fees	-	-	-	-	-	-	-	1,000.00	1,500.00	1,000.00	3,500.00	14,320.00	14,320.00	-
<b>Service Income</b>	125,437.50	91,227.25	43,964.71	260,629.46	2,003,229.31	2,003,229.31	-	1,750.00	5,370.00	4,620.00	11,740.00	31,200.00	30,300.00	900.00
Clearance & Cert. Fees	-	-	-	-	-	-	-	700.00	2,700.00	1,350.00	4,750.00	16,760.00	16,010.00	750.00
Processing Fees	-	-	-	-	-	-	-	-	-	-	-	-	-	-
Inspection Fees	-	-	-	-	-	-	-	150.00	550.00	150.00	850.00	1,500.00	1,350.00	150.00
Other Service Income	125,437.50	91,227.25	43,964.71	260,629.46	2,003,229.31	2,003,229.31	-	900.00	2,120.00	3,120.00	6,140.00	12,940.00	12,940.00	-
<b>Business Income</b>	-	-	-	-	-	-	-	3,000.00	3,000.00	-	6,000.00	630,000.00	630,000.00	-
Rent Income	-	-	-	-	-	-	-	3,000.00	3,000.00	-	6,000.00	630,000.00	630,000.00	-
<b>Other Income</b>	-	-	-	-	-	-	-	3,050.00	4,335.00	52,044.00	59,429.00	76,804.00	26,510.00	50,294.00
Miscellaneous Income	-	-	-	-	-	-	-	3,050.00	4,335.00	52,044.00	59,429.00	76,804.00	26,510.00	50,294.00
<b>Prior Year Collection</b>	-	-	-	-	-	-	-	-	-	-	-	54,704.50	54,704.50	-
Undeposited Collection	-	-	-	-	-	-	-	-	-	-	-	-	-	-
Permit Fees	-	-	-	-	-	-	-	-	0	-	-	54,704.50	54,704.50	-
Miscellaneous Income	-	-	-	-	-	-	-	-	-	-	-	-	-	-
<b>TOTAL 401</b>	125,437.50	91,227.25	43,964.71	260,629.46	2,003,229.31	2,003,229.31	-	8,920.00	49,755.00	78,495.00	137,170.00	1,204,433.00	1,131,778.00	72,655.00

CLASSIFICATION/ SOURCES OF INCOME (1)	Reg. 3				CUMULATIVE INCOME COLLECTIONS TO DATE (6)	CUMULATIVE INCOME DEPOSITED WITH BTR (7)	EMARKS (8)	Reg. 4-b				CUMULATIVE INCOME COLLECTIONS TO DATE (6)	CUMULATIVE INCOME DEPOSITED WITH BTR (7)	EMARK (8)
	ACTUAL INCOME COLLECTIONS FOR THE QUARTER							ACTUAL INCOME COLLECTIONS FOR THE QUARTER						
	October (2)	November (3)	December (4)	TOTAL (5)=(2)+(3)+(4)				October (2)	November (3)	December (4)	TOTAL (5)=(2)+(3)+(4)			
<b>INCOME</b>														
Tax Revenue	-	-	-	-	-	-	-	-	-	-	-	-	-	-
Tax on Forest Products				-										
Other National Taxes				-										
Fines & Penalties-Nationa				-										
<b>General Income</b>	<b>463,658.76</b>	<b>61,448.75</b>	<b>67,868.00</b>	<b>592,975.51</b>	<b>3,530,045.11</b>	<b>3,530,045.11</b>	-	<b>276,609.00</b>	<b>203,873.00</b>	<b>243,396.00</b>	<b>723,878.00</b>	<b>2,796,437.50</b>	<b>2,796,437.50</b>	-
<b>Permits &amp; Licenses</b>	<b>118,522.36</b>	-	-	<b>118,522.36</b>	<b>536,227.36</b>	<b>536,227.36</b>	-	-	-	-	-	-	-	-
Permit Fees	118,522.36	-	-	118,522.36	536,227.36	536,227.36								
Registration Fees				-										
<b>Service Income</b>	-	<b>1,100.00</b>	-	<b>1,100.00</b>	<b>12,100.00</b>	<b>12,100.00</b>	-	<b>276,609.00</b>	<b>203,873.00</b>	<b>243,396.00</b>	<b>723,878.00</b>	<b>2,796,437.50</b>	<b>2,796,437.50</b>	-
Clearance & Cert. Fees	-	1,100.00	-	1,100.00	12,100.00	12,100.00								
Processing Fees				-										
Inspection Fees				-										
Other Service Income				-				276,609.00	203,873.00	243,396.00	723,878.00	2,796,437.50	2,796,437.50	
<b>Business Income</b>	<b>29,168.00</b>	<b>11,753.75</b>	<b>27,888.00</b>	<b>68,809.75</b>	<b>1,162,226.95</b>	<b>1,162,226.95</b>	-	-	-	-	-	-	-	-
Rent Income	29,168.00	11,753.75	27,888.00	68,809.75	1,162,226.95	1,162,226.95								
<b>Other Income</b>	<b>315,968.40</b>	<b>48,595.00</b>	<b>39,980.00</b>	<b>404,543.40</b>	<b>1,819,490.80</b>	<b>1,819,490.80</b>	-	-	-	-	-	-	-	-
Miscellaneous Income	315,968.40	48,595.00	39,980.00	404,543.40	1,819,490.80	1,819,490.80								
<b>Prior Year Collection</b>														
Undeposited Collection														
Permit Fees														
Miscellaneous Income														
<b>TOTAL 401</b>	<b>463,658.76</b>	<b>61,448.75</b>	<b>67,868.00</b>	<b>592,975.51</b>	<b>3,530,045.11</b>	<b>3,530,045.11</b>	-	<b>276,609.00</b>	<b>203,873.00</b>	<b>243,396.00</b>	<b>723,878.00</b>	<b>2,796,437.50</b>	<b>2,796,437.50</b>	-

CLASSIFICATION/ SOURCES OF INCOME (1)	Reg. 5					CUMULATIVE INCOME COLLECTIONS TO DATE (6)	CUMULATIVE INCOME DEPOSITED WITH BTR (7)	REMARKS (8)	Reg. 6				CUMULATIVE INCOME COLLECTIONS TO DATE (6)	CUMULATIVE INCOME DEPOSITED WITH BTR (7)	REMARKS (8)	
	ACTUAL INCOME COLLECTIONS FOR THE QUAR				TOTAL 5)=(2)+(3)+(4)				ACTUAL INCOME COLLECTIONS FOR THE QUAR							TOTAL 5)=(2)+(3)+(4)
	October (2)	November (3)	December (4)						October (2)	November (3)	December (4)					
<b>INCOME</b>																
<b>Tax Revenue</b>	-	-	-	-	-	-	-	-	-	-	-	-	-	-		
Tax on Forest Products					-											
Other National Taxes					-											
Fines & Penalties-Nationa					-											
<b>General Income</b>	<b>9,455.00</b>	<b>6,598.75</b>	<b>186,940.00</b>	<b>202,993.75</b>	<b>474,951.01</b>	<b>383,451.01</b>	<b>91,500.00</b>	<b>43,640.00</b>	<b>36,220.00</b>	<b>1,040.00</b>	<b>80,900.00</b>	<b>283,719.00</b>	<b>283,719.00</b>	-		
<b>Permits &amp; Licenses</b>	-	-	-	-	-	-	-	-	-	-	-	-	-	-		
Permit Fees					-											
Registration Fees					-											
<b>Service Income</b>	-	-	-	-	-	-	-	<b>43,640.00</b>	<b>36,220.00</b>	<b>1,040.00</b>	<b>80,900.00</b>	<b>283,719.00</b>	<b>283,719.00</b>	-		
Clearance & Cert. Fees					-											
Processing Fees					-											
Inspection Fees					-											
Other Service Income					-			43,640.00	36,220.00	1,040.00	80,900.00	283,719.00	283,719.00	-		
<b>Business Income</b>	-	-	-	-	-	-	-	-	-	-	-	-	-	-		
Rent Income					-											
<b>Other Income</b>	<b>9,455.00</b>	<b>6,598.75</b>	<b>186,940.00</b>	<b>202,993.75</b>	<b>474,951.01</b>	<b>383,451.01</b>	<b>91,500.00</b>	-	-	-	-	-	-	-		
Miscellaneous Income	9,455.00	6,598.75	186,940.00	202,993.75	474,951.01	383,451.01	91,500.00									
<b>Prior Year Collection</b>																
Undeposited Collection																
Permit Fees																
Miscellaneous Income																
<b>TOTAL 401</b>	<b>9,455.00</b>	<b>6,598.75</b>	<b>186,940.00</b>	<b>202,993.75</b>	<b>474,951.01</b>	<b>383,451.01</b>	<b>91,500.00</b>	<b>43,640.00</b>	<b>36,220.00</b>	<b>1,040.00</b>	<b>80,900.00</b>	<b>283,719.00</b>	<b>283,719.00</b>	-		



CLASSIFICATION/ SOURCES OF INCOME (1)	S Reg. 7 ACTUAL INCOME COLLECTIONS FOR THE QUARTER				CUMULATIVE INCOME COLLECTIONS TOTAL (6)	CUMULATIVE INCOME DEPOSITED WITH BTR (7)	REMARKS (8)	Reg. 8 ACTUAL INCOME COLLECTIONS FOR T				CUMULATIVE INCOME COLLECTIONS TO DATE (6)	CUMULATIVE INCOME DEPOSITED WITH BTR (7)	REMARKS (8)
	October (2)	November (3)	December (4)	Total (5)=(2)+(3)+(4)				October (2)	November (3)	December (4)	Total (5)=(2)+(3)+(4)			
	<b>INCOME</b>													
Tax Revenue	-	-	-	-	-	-	-	-	-	-	-	-	-	-
Tax on Forest Products														
Other National Taxes														
Fines & Penalties-Nationa	-													
<b>General Income</b>	<b>4,046,282.00</b>	<b>837,784.25</b>	<b>2,353,564.33</b>	<b>7,237,630.58</b>	<b>18,380,692.56</b>	<b>18,363,612.56</b>	<b>17,080.00</b>					<b>143,170.00</b>	<b>143,170.00</b>	
<b>Permits &amp; Licenses</b>														
Permit Fees														
Registration Fees														
<b>Service Income</b>														
Clearance & Cert. Fees														
Processing Fees														
Inspection Fees														
Other Service Income														
<b>Business Income</b>														
Rent Income														
<b>Other Income</b>	<b>4,046,282.00</b>	<b>837,784.25</b>	<b>2,353,564.33</b>	<b>7,237,630.58</b>	<b>18,380,692.56</b>	<b>18,363,612.56</b>	<b>17,080.00</b>					<b>143,170.00</b>	<b>143,170.00</b>	
Miscellaneous Income	4,046,282.00	837,784.25	2,353,564.33	7,237,630.58	18,380,692.56	18,363,612.56	17,080.00					143,170.00	143,170.00	
<b>Prior Year Collection</b>														
Undeposited Collection														
Permit Fees														
Miscellaneous Income														
<b>TOTAL 401</b>	<b>4,046,282.00</b>	<b>837,784.25</b>	<b>2,353,564.33</b>	<b>7,237,630.58</b>	<b>18,380,692.56</b>	<b>18,363,612.56</b>	<b>17,080.00</b>					<b>143,170.00</b>	<b>143,170.00</b>	

CLASSIFICATION/ SOURCES OF INCOME (1)	Reg. 9					CUMULATIVE	CUMULATIVE	REMARKS (8)	Reg. 10				CUMULATIVE	CUMULATIVE	REMARK (8)
	ACTUAL INCOME COLLECTIONS FOR THE				INCOME	INCOME	ACTUAL INCOME COLLECTIONS FOR THE QUARTER				INCOME	INCOME			
	October (2)	November (3)	December (4)	TOTAL (5)=(2)+(3)+(4)	COLLECTION TO DATE (6)	DEPOSITED WITH BTR (7)	October (2)		November (3)	December (4)	TOTAL (5)=(2)+(3)+(4)	COLLECTION TO DATE (6)	DEPOSITED WITH BTR (7)		
<b>INCOME</b>															
<b>Tax Revenue</b>	-	-	-	-	-	-	-	-	-	-	-	-	-	-	
Tax on Forest Products				-											
Other National Taxes				-											
Fines & Penalties-Nationa				-											
<b>General Income</b>	<b>2,310.00</b>	<b>100.00</b>	<b>-</b>	<b>2,410.00</b>	<b>3,530.00</b>	<b>3,530.00</b>	<b>-</b>	<b>49,145.00</b>	<b>142,587.50</b>	<b>6,470.00</b>	<b>198,202.50</b>	<b>687,224.83</b>	<b>687,224.83</b>	<b>-</b>	
<b>Permits &amp; Licenses</b>	-	-	-	-	-	-	-	-	-	-	-	-	-	-	
Permit Fees				-											
Registration Fees				-											
<b>Service Income</b>	-	-	-	-	-	-	-	<b>49,145.00</b>	<b>142,587.50</b>	<b>9,645.00</b>	<b>201,377.50</b>	<b>661,930.50</b>	<b>661,930.50</b>	-	
Clearance & Cert. Fees				-								50.00	50.00		
Processing Fees				-											
Inspection Fees				-											
Other Service Income				-				49,145.00	142,587.50	9,645.00	201,377.50	661,880.50	661,880.50		
<b>Business Income</b>	-	-	-	-	-	-	-	-	-	<b>(3,175.00)</b>	<b>(3,175.00)</b>	<b>25,294.33</b>	<b>25,294.33</b>	-	
Rent Income				-						(3,175.00)	(3,175.00)	25,294.33	25,294.33		
<b>Other Income</b>	<b>2,310.00</b>	<b>100.00</b>	<b>-</b>	<b>2,410.00</b>	<b>3,530.00</b>	<b>3,530.00</b>	<b>-</b>	<b>-</b>	<b>-</b>	<b>-</b>	<b>-</b>	<b>-</b>	<b>-</b>	<b>-</b>	
Miscellaneous Income	2,310.00	100.00	-	2,410.00	3,530.00	3,530.00	-	-	-	-	-	-	-	-	
<b>Prior Year Collection</b>															
Undeposited Collection															
Permit Fees															
Miscellaneous Income															
<b>TOTAL 401</b>	<b>2,310.00</b>	<b>100.00</b>	<b>-</b>	<b>2,410.00</b>	<b>3,530.00</b>	<b>3,530.00</b>	<b>-</b>	<b>49,145.00</b>	<b>142,587.50</b>	<b>6,470.00</b>	<b>198,202.50</b>	<b>687,224.83</b>	<b>687,224.83</b>	<b>-</b>	

CLASSIFICATION/ SOURCES OF INCOME (1)	Reg. 11				CUMULATIVE INCOME COLLECTIONS TO DATE (6)	CUMULATIVE INCOME DEPOSITED WITH BTR (7)	REMARKS (8)	Reg. 12				CUMULATIVE INCOME COLLECTIONS TO DATE (6)	CUMULATIVE INCOME DEPOSITED WITH BTR (7)	REMARKS (8)
	ACTUAL INCOME COLLECTIONS FOR THE QUARTER							ACTUAL INCOME COLLECTIONS FOR THE QUARTER						
	October (2)	November (3)	December (4)	TOTAL (5)=(2)+(3)+(4)				October (2)	November (3)	December (4)	TOTAL (5)=(2)+(3)+(4)			
<b>INCOME</b>														
Tax Revenue	-	-	-	-	-	-	-	-	-	-	-	-	-	-
Tax on Forest Products	-	-	-	-	-	-	-	-	-	-	-	-	-	-
Other National Taxes	-	-	-	-	-	-	-	-	-	-	-	-	-	-
Fines & Penalties-National	-	-	-	-	-	-	-	-	-	-	-	-	-	-
<b>General Income</b>	<b>46,002.30</b>	<b>880.00</b>	<b>3,257.00</b>	<b>50,139.30</b>	<b>631,563.94</b>	<b>631,563.94</b>	-	<b>28,933.52</b>	-	<b>25,994.94</b>	<b>54,928.46</b>	<b>2,174,223.95</b>	<b>2,174,223.95</b>	-
<b>Permits &amp; Licenses</b>	-	-	-	-	-	-	-	-	-	-	-	-	-	-
Permit Fees	-	-	-	-	-	-	-	-	-	-	-	-	-	-
Registration Fees	-	-	-	-	-	-	-	-	-	-	-	-	-	-
<b>Service Income</b>	<b>25,502.30</b>	<b>880.00</b>	<b>3,257.00</b>	<b>29,639.30</b>	<b>40,894.30</b>	<b>40,894.30</b>	-	-	-	-	-	-	-	-
Clearance & Cert. Fees	-	-	-	-	-	-	-	-	-	-	-	-	-	-
Processing Fees	3,000.00	-	-	3,000.00	3,000.00	3,000.00	-	-	-	-	-	-	-	-
Inspection Fees	-	-	-	-	-	-	-	-	-	-	-	-	-	-
Other Service Income	22,502.30	880.00	3,257.00	26,639.30	37,894.30	37,894.30	-	-	-	-	-	-	-	-
<b>Business Income</b>	<b>20,500.00</b>	-	-	<b>20,500.00</b>	<b>590,669.64</b>	<b>590,669.64</b>	-	-	-	-	-	-	-	-
Rent Income	20,500.00	-	-	20,500.00	590,669.64	590,669.64	-	-	-	-	-	-	-	-
<b>Other Income</b>	-	-	-	-	-	-	-	<b>28,933.52</b>	-	<b>25,994.94</b>	<b>54,928.46</b>	<b>1,433,635.55</b>	<b>1,433,635.55</b>	-
Miscellaneous Income	-	-	-	-	-	-	-	28,933.52	-	25,994.94	54,928.46	1,433,635.55	1,433,635.55	-
<b>Prior Year Collection</b>	-	-	-	-	-	-	-	-	-	-	-	<b>740,588.40</b>	<b>740,588.40</b>	-
Undeposited Collection	-	-	-	-	-	-	-	-	-	-	-	35,299.16	35,299.16	-
Permit Fees	-	-	-	-	-	-	-	-	-	-	-	-	-	-
Miscellaneous Income	-	-	-	-	-	-	-	-	-	-	-	705,289.24	705,289.24	-
<b>TOTAL 401</b>	<b>46,002.30</b>	<b>880.00</b>	<b>3,257.00</b>	<b>50,139.30</b>	<b>631,563.94</b>	<b>631,563.94</b>	-	<b>28,933.52</b>	-	<b>25,994.94</b>	<b>54,928.46</b>	<b>2,174,223.95</b>	<b>2,174,223.95</b>	-

CLASSIFICATION/ SOURCES OF INCOME (1)	CAR				CUMULATIVE INCOME COLLECTIONS TO DATE (6)	CUMULATIVE INCOME DEPOSITED WITH BTR (7)	REMARKS (8)	PAWB				CUMULATIVE INCOME COLLECTIONS TO DATE (6)	CUMULATIVE INCOME DEPOSITED WITH BTR (7)	REMARKS (8)
	ACTUAL INCOME COLLECTIONS FOR THE							ACTUAL INCOME COLLECTIONS FOR THE QUARTER						
	October (2)	November (3)	December (4)	TOTAL (5)=(2)+(3)+(4)				October (2)	November (3)	December (4)	TOTAL (5)=(2)+(3)+(4)			
<b>INCOME</b>														
Tax Revenue	-	-	-	-	-	-	-	-	-	-	-	-	-	-
Tax on Forest Products	-	-	-	-	-	-	-	-	-	-	-	-	-	-
Other National Taxes	-	-	-	-	-	-	-	-	-	-	-	-	-	-
Fines & Penalties-Nationa	-	-	-	-	-	-	-	-	-	-	-	-	-	-
<b>General Income</b>	-	-	<b>2,051,038.69</b>	<b>2,051,038.69</b>	<b>6,745,543.51</b>	<b>6,703,586.01</b>	<b>41,957.50</b>	<b>313,446.42</b>	<b>348,308.42</b>	<b>491,376.42</b>	<b>1,153,131.26</b>	<b>4,066,008.40</b>	<b>3,951,758.92</b>	<b>114,249.48</b>
<b>Permits &amp; Licenses</b>	-	-	-	-	-	-	-	-	-	-	-	-	-	-
Permit Fees	-	-	-	-	-	-	-	-	-	-	-	-	-	-
Registration Fees	-	-	-	-	-	-	-	-	-	-	-	-	-	-
<b>Service Income</b>	-	-	-	-	-	-	-	<b>313,446.42</b>	<b>348,308.42</b>	<b>491,376.42</b>	<b>1,153,131.26</b>	<b>4,066,008.40</b>	<b>3,951,758.92</b>	<b>114,249.48</b>
Clearance & Cert. Fees	-	-	-	-	-	-	-	-	-	-	-	-	-	-
Processing Fees	-	-	-	-	-	-	-	-	-	-	-	-	-	-
Inspection Fees	-	-	-	-	-	-	-	-	-	-	-	-	-	-
Other Service Income	-	-	-	-	-	-	-	313,446.42	348,308.42	491,376.42	1,153,131.26	4,066,008.40	3,951,758.92	114,249.48
<b>Business Income</b>	-	-	-	-	-	-	-	-	-	-	-	-	-	-
Rent Income	-	-	-	-	-	-	-	-	-	-	-	-	-	-
<b>Other Income</b>	-	-	<b>2,051,038.69</b>	<b>2,051,038.69</b>	<b>6,745,543.51</b>	<b>6,703,586.01</b>	<b>41,957.50</b>	-	-	-	-	-	-	-
Miscellaneous Income	-	-	2,051,038.69	2,051,038.69	6,745,543.51	6,703,586.01	41,957.50	-	-	-	-	-	-	-
<b>Prior Year Collection</b>	-	-	-	-	-	-	-	-	-	-	-	-	-	-
Undeposited Collection	-	-	-	-	-	-	-	-	-	-	-	-	-	-
Permit Fees	-	-	-	-	-	-	-	-	-	-	-	-	-	-
Miscellaneous Income	-	-	-	-	-	-	-	-	-	-	-	-	-	-
<b>TOTAL 401</b>	-	-	<b>2,051,038.69</b>	<b>2,051,038.69</b>	<b>6,745,543.51</b>	<b>6,703,586.01</b>	<b>41,957.50</b>	<b>313,446.42</b>	<b>348,308.42</b>	<b>491,376.42</b>	<b>1,153,131.26</b>	<b>4,066,008.40</b>	<b>3,951,758.92</b>	<b>114,249.48</b>