

STATEMENT OF APPROPRIATIONS, ALLOTMENTS, OBLIGATIONS, DISBURSEMENTS AND BALANCES
As of the Quarter Ending December 31, 2015

Department
Agency
Operating Unit
Organization Code (UACS)
Funding Source Code (As clustered)

ENVIRONMENT AND NATURAL RESOURCES
OFFICE OF THE SECRETARY
CONSOLIDATED SUMMARY
01 101 101

FAR No. 1

	Current Year Appropriations
	Supplemental Appropriations
	Continuing Appropriations

PARTICULARS (1)	UACS CODE (2)	APPROPRIATIONS			ALLOTMENTS					CURRENT YEAR OBLIGATIONS					BALANCES		UTILIZATION %
		Authorized Appropriations (3)	Adjustments (Transfer (To) From, Realignment) (4)	Adjusted Appropriations 5 = (3+4)	Allotments Received (6)	Adjustments (Withdrawal, Realignment) (7)	Transfer to (8)	Transfer from (9)	Adjusted Total Allotments (10)	1ST QUARTER (11)	2ND QUARTER (12)	3RD QUARTER (13)	4TH QUARTER (14)	TOTAL 15=(11+12+13+14)	Unreleased Appropriations 21 = (5-6)	Unobligated Allotment 22 = (10-15)	
B. SPECIAL PURPOSE FUNDS																	
Pension and Gratuity Fund - Terminal Leave		-	20,410,541.00	20,410,541.00	20,410,541.00	-	-	20,410,541.00	2,443,254.24	5,246,785.78	4,111,202.83	8,609,287.72	20,410,530.57	-	10.43	100.00	
PERSONNEL SERVICES REGULAR	50100000	-	20,410,541.00	20,410,541.00	20,410,541.00	-	-	20,410,541.00	2,443,254.24	5,246,785.78	4,111,202.83	8,609,287.72	20,410,530.57	-	10.43	100.00	
Pension and Gratuity Fund-Monetization		-	15,609,794.00	15,609,794.00	15,609,794.00	-	-	15,609,794.00	-	-	-	15,609,792.97	15,609,792.97	-	1.03	100.00	
PERSONNEL SERVICES REGULAR	50100000	-	15,609,794.00	15,609,794.00	15,609,794.00	-	-	15,609,794.00	-	-	-	15,609,792.97	15,609,792.97	-	1.03	100.00	
MPBF - Productivity Enhancement Bonus		-	180,860,754.00	180,860,754.00	180,860,754.00	-	52,174,919.36	180,860,754.00	-	172,384,135.14	2,837,150.40	5,499,837.56	180,721,123.10	-	139,630.90	99.92	
PERSONNEL SERVICES REGULAR	50100000	-	180,860,754.00	180,860,754.00	180,860,754.00	-	52,174,919.36	180,860,754.00	-	172,384,135.14	2,837,150.40	5,499,837.56	180,721,123.10	-	139,630.90	99.92	
MPBF-Performance Based Bonus		-	99,581,700.00	99,581,700.00	99,581,700.00	-	25,632,000.00	99,581,700.00	-	-	555,000.00	99,021,700.00	99,576,700.00	-	5,000.00	99.99	
PERSONNEL SERVICES REGULAR	50100000	-	99,581,700.00	99,581,700.00	99,581,700.00	-	25,632,000.00	99,581,700.00	-	-	555,000.00	99,021,700.00	99,576,700.00	-	5,000.00	99.99	
MPBF-PS Additional Requirement		-	737,306,955.00	737,306,955.00	737,306,955.00	-	987,782,323.92	737,306,955.00	-	-	12,654,581.14	722,616,280.57	735,270,861.71	-	2,036,093.29	99.72	
PERSONNEL SERVICES REGULAR Automatic	50100000	-	737,306,955.00	737,306,955.00	737,306,955.00	-	987,782,323.92	737,306,955.00	-	-	12,654,581.14	722,616,280.57	735,270,861.71	-	2,036,093.29	99.72	
International Commitment		-	1,153,000.00	1,153,000.00	1,153,000.00	-	1,153,000.00	1,153,000.00	-	1,052,904.44	10,374.28	-	1,063,278.72	-	89,721.28	92.22	
MAINTENANCE AND OTHER OPERATING EXPENSE	50200000	-	1,153,000.00	1,153,000.00	1,153,000.00	-	1,153,000.00	1,153,000.00	-	1,052,904.44	10,374.28	-	1,063,278.72	-	89,721.28	92.22	
Cutom Duties and Taxes, including tax expenditures (Automatic Appropriation		-	1,657,611.00	1,657,611.00	1,657,611.00	-	-	1,657,611.00	-	-	1,476,513.00	181,098.00	1,657,611.00	-	-	100.00	
MAINTENANCE AND OTHER OPERATING EXPENSE	50200000	-	1,657,611.00	1,657,611.00	1,657,611.00	-	-	1,657,611.00	-	-	1,476,513.00	181,098.00	1,657,611.00	-	-	100.00	
Overall Savings - Mechanized Nurseries		-	197,664,524.00	197,664,524.00	197,664,524.00	-	145,456,000.00	197,664,524.00	-	-	-	197,664,524.00	197,664,524.00	-	-	100.00	
CAPITAL OUTLAYS	50600000	-	197,664,524.00	197,664,524.00	197,664,524.00	-	145,456,000.00	197,664,524.00	-	-	-	197,664,524.00	197,664,524.00	-	-	100.00	
TOTAL - SPECIAL PURPOSE FUNDS		-	1,254,244,879.00	1,254,244,879.00	1,254,244,879.00	-	1,212,198,243.28	1,254,244,879.00	2,443,254.24	178,683,825.36	21,644,821.65	1,049,202,520.82	1,251,974,422.07	-	2,270,456.93	99.82	
PERSONNEL SERVICES REGULAR Automatic	50100000	-	1,053,769,744.00	1,053,769,744.00	1,053,769,744.00	-	1,065,589,243.28	1,053,769,744.00	2,443,254.24	177,630,920.92	20,157,934.37	851,356,898.82	1,051,589,008.35	-	2,180,735.65	99.79	
MAINTENANCE AND OTHER OPERATING EXPENSE CAPITAL OUTLAYS	50200000 50600000	-	997,246,493.00	997,246,493.00	997,246,493.00	-	992,487,436.31	997,246,493.00	2,443,254.24	177,630,920.92	19,220,738.15	797,621,090.26	996,916,003.57	-	330,489.43	99.97	
		-	56,523,251.00	56,523,251.00	56,523,251.00	-	73,101,806.97	56,523,251.00	-	-	937,196.22	53,735,808.56	54,673,004.78	-	1,850,246.22	96.73	
		-	2,810,611.00	2,810,611.00	2,810,611.00	-	1,153,000.00	2,810,611.00	-	1,052,904.44	1,486,887.28	181,098.00	2,720,889.72	-	89,721.28	96.81	
		-	197,664,524.00	197,664,524.00	197,664,524.00	-	145,456,000.00	197,664,524.00	-	-	-	197,664,524.00	197,664,524.00	-	-	100.00	
GRAND TOTAL		18,170,187,000.00	1,254,244,879.00	19,424,431,879.00	19,354,431,879.00	0.00	4,288,257,310.00	4,288,257,310.00	19,354,431,879.00	6,997,719,604.96	3,309,884,699.21	2,472,905,399.03	4,273,400,355.68	17,053,910,058.88	70,000,000.00	2,300,521,820.12	88.11
PERSONNEL SERVICES REGULAR Automatic	50100000	3,093,795,000.00	1,305,782,874.00	4,399,577,874.00	4,147,564,744.00	252,013,130.00	1,200,680,332.06	4,399,577,874.00	815,928,234.50	982,216,610.71	854,778,682.46	1,741,517,494.63	4,394,441,022.30	-	5,136,851.70	99.88	
MAINTENANCE AND OTHER OPERATING EXPENSE CAPITAL OUTLAYS FINANCIAL EXPENSE	50200000 50600000 50300000	2,837,424,000.00	1,249,259,623.00	4,086,683,623.00	3,834,670,493.00	252,013,130.00	1,125,230,756.34	4,086,683,623.00	747,655,971.60	919,672,637.24	784,680,603.24	1,632,234,200.72	4,084,243,412.80	-	2,440,210.20	99.94	
		256,371,000.00	56,523,251.00	312,894,251.00	312,894,251.00	(0.00)	75,449,575.72	312,894,251.00	68,272,262.90	62,543,973.47	70,098,079.22	109,283,293.91	310,197,609.50	-	2,696,641.50	99.14	
		8,258,303,000.00	(249,219,186.87)	8,009,083,813.13	8,225,362,611.00	(252,029,797.87)	1,309,639,277.94	8,009,083,813.13	3,224,257,432.58	985,048,479.55	950,469,808.51	1,222,612,082.54	6,382,387,803.18	35,751,000.00	1,590,945,009.95	80.05	
		6,818,089,000.00	197,664,524.00	7,015,753,524.00	6,981,504,524.00	(0.00)	1,777,937,700.00	6,981,504,524.00	2,957,527,182.88	1,342,614,296.08	667,656,908.06	1,309,266,178.51	6,277,064,565.53	34,249,000.00	704,439,958.47	89.91	
		-	16,667.87	16,667.87	-	16,667.87	-	16,667.87	6,755.00	5,312.87	-	4,600.00	16,667.87	-	-	100.00	

1500

STATEMENT OF APPROPRIATIONS, ALLOTMENTS, OBLIGATIONS, DISBURSEMENTS AND BALANCES
As of the Quarter Ending December 31, 2015

Department
Agency
Operating Unit
Organization Code (UACS)
Funding Source Code (As clustered)


ENVIRONMENT AND NATURAL RESOURCES
OFFICE OF THE SECRETARY
CONSOLIDATED SUMMARY
01 101 101

FAR No. 1


	Current Year Appropriations
	Supplemental Appropriations
	Continuing Appropriations

PARTICULARS (1)	UACS CODE (2)	APPROPRIATIONS			ALLOTMENTS					CURRENT YEAR OBLIGATIONS					BALANCES		UTILIZA TION %
		Authorized Appropriations (3)	Adjustments (Transfer (To) From, Realignment) (4)	Adjusted Appropriations 5 = (3+4)	Allotments Received (6)	Adjustments (Withdrawal, Realignment) (7)	Transfer to (8)	Transfer from (9)	Adjusted Total Allotments (10)	1ST QUARTER (11)	2ND QUARTER (12)	3RD QUARTER (13)	4TH QUARTER (14)	TOTAL 15=(11+12+13+14)	Unreleased Appropriations 21 = (5-6)	Unobligated Allotment 22 = (10-18)	


Prepared by:


IMELDA R. DELA CRUZ
Administrative Officer V

Certified Correct:


INOCENCIO A. CASTILLO
Chief, Budget Division

Noted by:


ANGELITO V. FONTANILLA
Director, Financial and Management Service